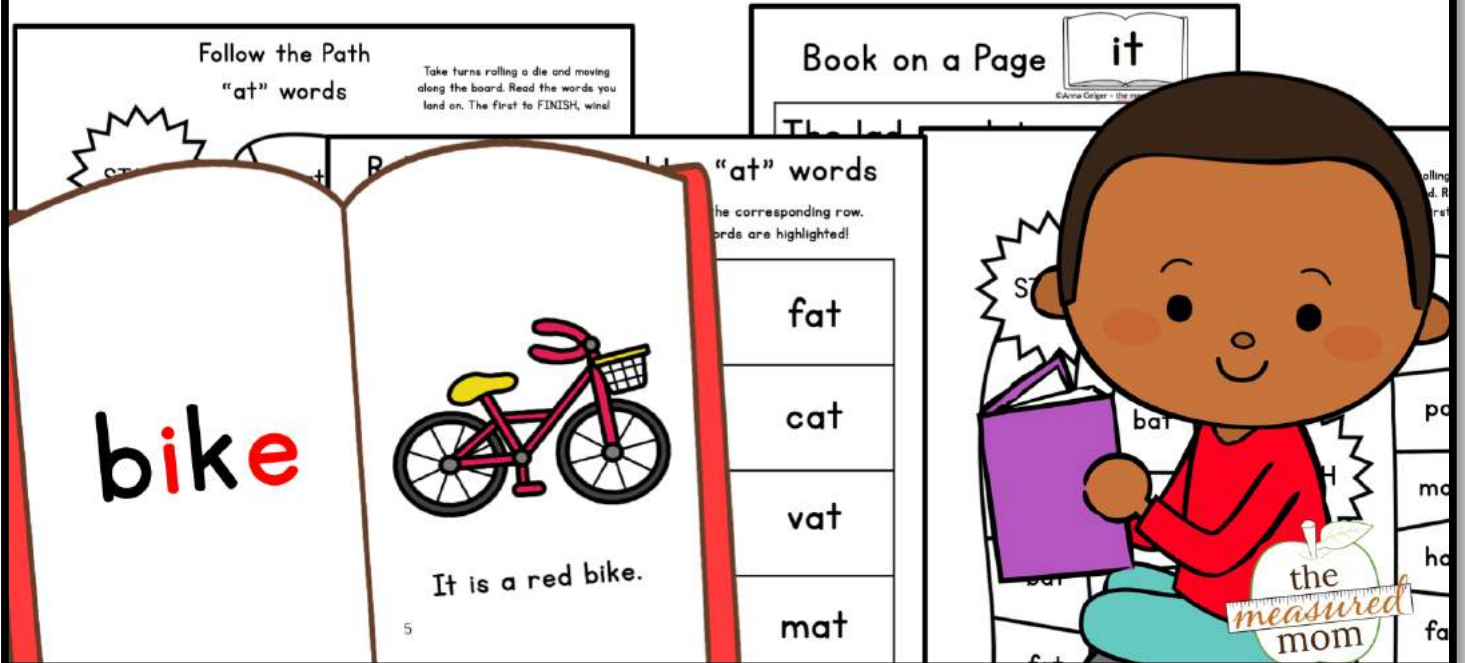



# Phonics Books & Games COMPLETE SET

Over 170 printable books & 230 no-prep games



**The bundle contains  
books and games  
for the following  
phonics skills ...**

# Part 1: CVC Words



## Set 1 – Short a word families

- at
- am
- an
- ag
- ap
- ab
- ad

## Set 2 – Short o word families

- ot
- og
- op
- ob

## Set 3 - Short i word families

- it
- in
- ig
- ip
- id

## Set 4 – Short e word families

- eg
- ed
- en
- et

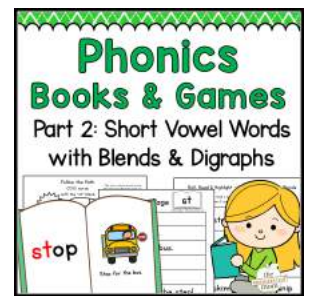
## Set 5 – Short u word families

- un
- ug
- um
- ub
- ut

The books also include these sight words alongside the phonetic words:

a	big	I	look	see
am	can	in	me	the
and	for	is	my	up
at	go	it	of	we
are	he	little	on	you

# Part 2: Blends & Digraphs



## Set 6 – Beginning digraphs

- sh
- ch/th

## Set 7 – Beginning s-blends

- st
- sl
- sk
- sp

## Set 8 - Beginning l-blends

- bl
- cl
- fl
- pl

## Set 9 – Beginning r-blends

- br
- cr
- dr
- tr

## Set 10 – Ending blends

- st
- nd
- lt
- mp (2 books)
- sk
- nt
- nk

## Set 11 – Ending digraphs & trigraphs

- ck (4 books)
- sh (2 books)
- ng
- ll (2 books)
- ff
- ss (2 books)
- zz
- tch (2 books)
- dge

## Set 12 – Consonant clusters

- scr
- shr
- str
- spl, spr, thr

The books also include these sight words alongside the phonetic words:

a	for	I	my	that	we
am	go	in	on	the	what
and	has	is	out	them	where
are	he	it	put	they	with
at	her	little	see	this	you
do	him	look	she	to	



# Part 4: Word Endings & Multisyllable Words



## Set 18 – -s & -es suffixes

- “s” verb ending (2 books)
- “s” plural ending
- “es” verb ending (2 books)
- “es” plural ending

## Set 19 – -ed & -ing suffixes

- word + “ed” ending
- e-drop + “ed” ending
- double consonant + “ed” ending
- word + “ing” ending
- e-drop + “ing” ending
- double consonant + “ing” ending

## Set 20 – Compound words

6 books

## Set 21 – Contractions

- “am, is, are” contractions
- “not” contractions
- “would” contractions
- “will” contractions
- “has, have” contractions

## Set 22 – VCCV Words

- no double consonant (2 books)
- double consonant (2 books)

## Set 23 – VCV words

- open syllable (2 books)
- closed syllable (2 books)

## Set 24 – Words ending with el, le, er, ar

- words ending with “el”
- words ending with “le”
- words ending with “er”
- words ending with “or”
- words ending with “ar”

## Set 25 – Words ending with ey, ie, & y

- words ending with “ey”
- words ending with “ie”
- words ending with “y”

## Set 26 – Words with prefixes and suffixes

- prefix “re”
- prefix “mis”
- prefix “un”
- suffix “ful”
- suffix “ly”
- suffix “est”

The books also include these sight words alongside the phonetic words:

a	from	into	our	to
and	go	is	out	want
are	good	it	put	we
as	has	little	see	what
away	have	look	she	when
be	he	love	should	which
before	her	my	so	who
come	his	of	the	with
do	I	on	they	without
for	in	one	this	you
				your

# How to Assemble the Little Books

# How to Print & Assemble the Little Books

To ensure that the pages print correctly, make sure you are opening and printing with Adobe Reader. You can get it for free here:

<https://get.adobe.com/reader/>

1. Print the book(s) front to back on light cardstock. A complete book consists of two pages printed front to back.
2. Stack the pages as they came out of the printer. Then cut across the horizontal center using a paper cutter.
3. Fit the pages together to make a book, and fold. Make sure the page numbers are in the proper order.
4. Open the book back up, and staple twice on the fold with a long-arm stapler.



# Sample Full Color Little Book\*

\*You can also choose from little books with color pictures only as well as black and white books.

**This book is from Part 1: CVC Words.**

A Phonics Reader from  
The Measured Mom

CVC words with  
“at”

Sight Words:

look	at
the	I
see	my
it	is
a	big

at

© Anna Geiger - themeasuredmom.com



rat

Look at the mat.

I can read the

at

family.

I can read!

cat


rat

hat

bat

mat

Pat




mat

Look at the rat!




cat

I see Pat.



hat

See the bat.




Pat

See my cat.

3

12



bat

It is a big hat.

7

8

# How to Assemble the Side-Staple Books

# How to Print & Assemble the Side-Staple Books

To ensure that the pages print correctly, make sure you are opening and printing with Adobe Reader. You can get it for free here:

<https://get.adobe.com/reader/>

PLEASE NOTE: This tutorial assumes that you are printing the books individually and assembling them by hand. If you are using a copier to do most of the work (and stapling), adjust the steps accordingly.

1. Print the book(s) front to back on regular paper, OR print single-sided. Either way works.
2. Cut across the horizontal center of the page. You will now have the pages for two books.
3. Staple across the left side of each book to complete the two books.
4. Enjoy!



\*This is what it will look like if you print front to back. Single-sided works too.



# Sample Full Color Side-Staple Book\*

\*You can also choose from side-staple books with color pictures only as well as black and white books.

**This book is from Part 1: CVC Words.**

Phonics Reader: Set 1

CVC words with "at"

© Anna Geiger - themeasuredmom.com

at

Sight Words: look, at, the, I, see, my, it, is, a, big

Phonics Reader: Set 1

CVC words with "at"

© Anna Geiger - themeasuredmom.com

at

Sight Words: look, at, the, I, see, my, it, is, a, big

I can read  
the **at** family.


I can read  
the **at** family.

c at

2


c at

2



See my cat.

3



See my cat.


3

r at

4

r at

4



Look at the rat!

5




Look at the rat!

5


hat

hat



It is a big hat.

7




It is a big hat.

7

**b** **a** **t**

**b** **a** **t**



See the bat.

q



See the bat.

q

mat

10

mat

10



Look at the mat.

||



Look at the mat.

||

Pat

Pat



I see Pat.



I see Pat.

I can read!

cat

rat

hat

bat

mat

Pat

14

I can read!

cat

rat

hat

bat


mat

Pat

14

**Each book comes  
with a version of  
“Book on a Page”**

# Book on a Page



©Anna Geiger - the measuredmom.com

It is my shin.

I can shut it.

See him get a shot.

It is a little shed.

I can shop.

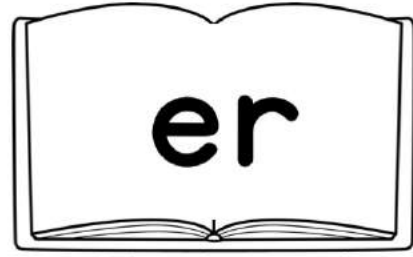
It is a big ship.

shin shut shot shed shop ship

Color one circle  
each time you  
read the page.



# Book on a Page



©Anna Geiger - themeasuredmom.com

My plant is a fern.

This is a herd.

The clerk can help you.

My dad is stern.

The bird is on a perch.

Look out for the germ!







Color one check mark  
each time you read  
the page.



**The product comes  
with 233 no-prep  
printable games ...**

# Roll, Read & Highlight - "at" words







Roll a die. Then read a word of your choice in the corresponding row.  
Highlight it. See if you can play until all the words are highlighted!

	cat	sat	fat
	fat	bat	cat
	bat	hat	vat
	cat	sat	mat
	mat	vat	bat
	rat	pat	fat

# Roll & Read

## CVCE & CCVCE words with a-e

Roll a die. Then read the corresponding column as quickly and smoothly as you can. Color the circles to show how many times you've read each column. Try to play until you've read each column at least once.







					
rage fame rake stake brace pane late	name flame save gate late mane brake	stale fame cake race sane face blame	brave stake name wage vane page snake	pane grate make page rage male fake	face bake Dale cane lane base gave



# Roll & Read

## Nouns and verbs ending with -s

Roll a die. Then read the corresponding column as quickly and smoothly as you can. Color the circles to show how many times you've read each column. Try to play until you've read each column at least once.

					
days runs sings jumps plays digs reads falls mows mops trees ants pills	pigs ships treats rooms toys bugs peas books cooks cans cats dogs seas	webs sings lands ways works cakes lists balls dreams ducks rains cups birds	trees mows plays pills reads mops jumps sings days digs ants runs falls	peas toys cans seas books cooks rooms ships cats treats dogs bugs pigs	plays mows sings runs digs trees days pills reads mops jumps ants falls



# Tic Tac Toe - Nouns & verbs ending with s

Play Tic Tac Toe with a partner. First, choose a game board.

Then take turns reading a word and drawing an X or an O.

Try to get three in a row!

days	reads	digs
jumps	runs	falls
plays	sings	mows

pigs	peas	cooks
treats	ships	books
rooms	toys	bugs

cats	plays	ways
seas	dogs	mows
sings	webs	trees


works	balls	swims
dreams	lists	cups
ducks	rains	leaks



# Follow the Path

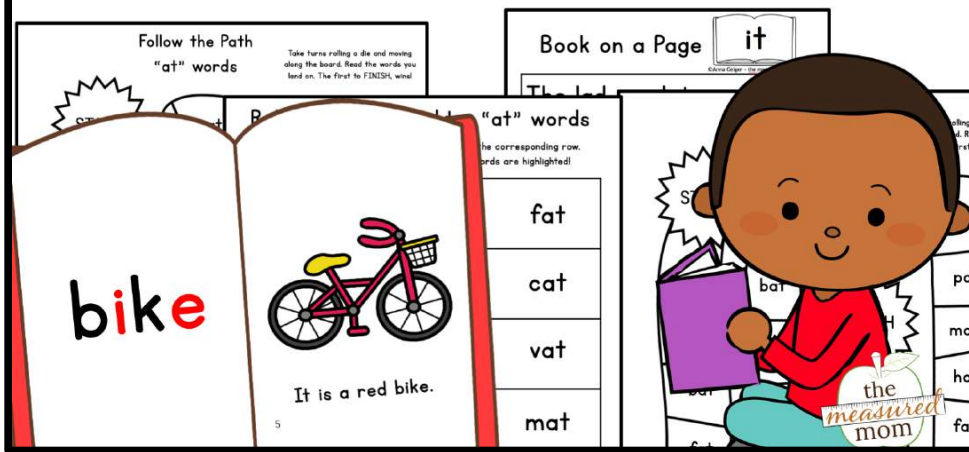
Nouns & Verbs  
Ending with s

Take turns rolling a die and moving along the board. Read the words you land on. The first to FINISH, wins!




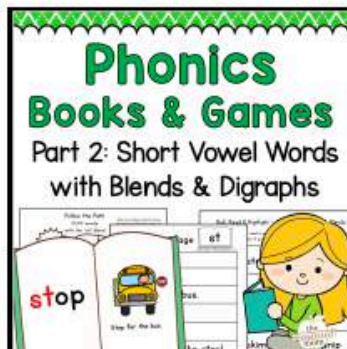

# Phonics Books & Games COMPLETE SET

Over 170 printable books & 230 no-prep games



GET THE COMPLETE BUNDLE [HERE](#).

Or click on an image below to get one or more single sets.



# Terms of Use

© 2018 by Anna Geiger. All rights reserved worldwide.

[www.themeasuredmom.com](http://www.themeasuredmom.com)

This free sample was created for you to use at home with your child/students or with multiple children in *your* classroom or tutoring setting. Please *do not* share between classroom teachers, sell, host, reproduce, give away, or store on any other site (including a blog, Facebook groups, Dropbox, Amazon Inspire, etc.) Thank you!



*The unauthorized reproduction or distribution of a copyrighted work is illegal. Criminal copyright infringement, including infringement without monetary gain, is investigated by the FBI and is punishable by fines and federal imprisonment.*

## Clip Art & Font Credit

