



# SPRING

## PLANTS, FLOWERS & GARDENS

### Theme Pack for Pre-K/K

Sample  
Pages



# Thank you

Thank you for purchasing a printable pack from The Measured Mom®! My printables are designed for both parents and teachers. For that reason, you'll find references to both single children and to students in classrooms. Most of the activities can be easily modified to work well at home or school.

## A Note about Printing

If you're having trouble when printing the contents of this packet (such as funny lines or jumbled text), you need the most current version of the free Adobe Reader on your computer. You can [get it for free HERE](#). After downloading it to your computer, open this file using Adobe Reader, and print from there.

## Questions?

E-mail [anna@themeasuredmom.com](mailto:anna@themeasuredmom.com)

### Spring Pre-K/K Theme Pack

© 2016 by Anna Geiger. All rights reserved worldwide.

[www.themeasuredmom.com](http://www.themeasuredmom.com)


**ALL RIGHTS RESERVED.** This digital file contains materials protected under International and Federal Copyright Laws and Treaties. Its contents may be printed and/or photocopied for personal or single classroom use only.

Any other unauthorized reprint or use of this material is prohibited. No part of this file may be reproduced or transmitted in any form or by any means, electronic or mechanical, including photocopying, recording, or by any information storage and retrieval system without express written permission from the author/publisher.


Note: This file may contain internet links. I am not responsible for the content or availability of the results on these sites except for those of my own, [themeasuredmom.com](http://themeasuredmom.com).

### Image Credits

Photo images from iStock. Used with permission.




Clip art from these artists: [Rebekah Brock](#), [The Spanglish Senorita](#), [Loreen Leedy](#), [Teaching in the Tongass](#), [Workaholic NBCT](#), [Erin Waters](#) [Ashley Hughes](#), [Denise Dunevant](#)



# Garden Vegetables 3-part cards




broccoli



carrot

Sample  
picture  
cards



celery



eggplant



tomato

### Which One Is Different?


Circle the flower in each row that is different than the others.



© The Measured Mom

### Make Ten

What number do you need to make ten? Fill in the number bonds.



### Flower

Draw a line from each picture




sh

© The Measured Mom® www.themeasuredmom.com

### Parts of a Flower

Put the words at the bottom of the page. Glue them to show the parts of a flower.



root

flower

stem

leaf

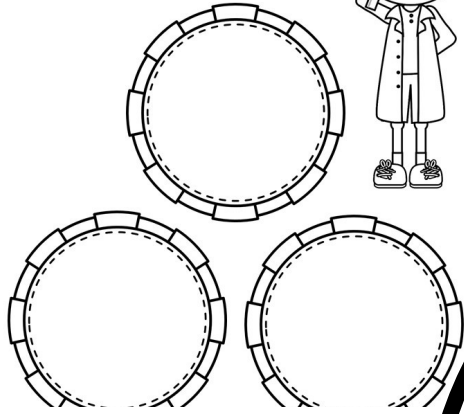
© The Measured Mom® www.themeasuredmom.com

# Sample Activity Sheets



## Sorting Seeds

© The Measured Mom® www.themeasuredmom.com



## Which Light is Best for Plants?

© The Measured Mom® www.themeasuredmom.com



Plant several bean seeds in each of three pots. Put one by the window in a sunny spot. Put one under a lamp in a dark room. Put one inside a box where there is no light. Water each plant every day. After a week, draw a picture of each plant's growth. Which grew the best?

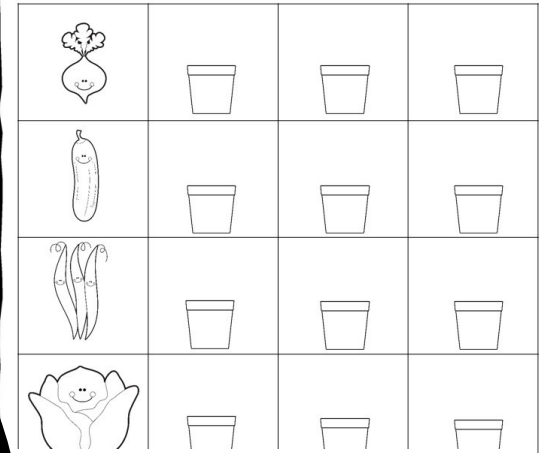


## Plant Journal

© The Measured Mom® www.themeasuredmom.com



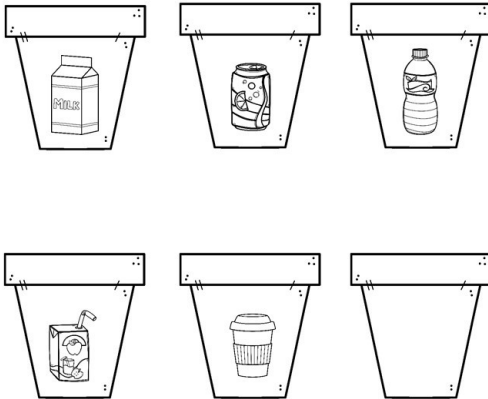
Plant radish, cucumber, bean, lettuce, and watermelon seeds in five different cups. Keep them in a sunny spot and water them every day. Draw their growth after one, two, and three weeks.



## Which Liquid is Best?

© The Measured Mom® www.themeasuredmom.com

Water your plants every day. After a week or two, draw them. Which liquid is the best for plants?



**Note to Parents and Teachers:** Have students plant several bean seeds in each pot. Each day, have them water each pot with a different liquid. After a week or two, have the students draw each plant. Which liquid helps plants grow the best? The images are: milk, soda, water, juice, coffee or hot chocolate, and your choice. Suggestions for the last pot are lemonade, vinegar, tea, or a different type of soda or juice.

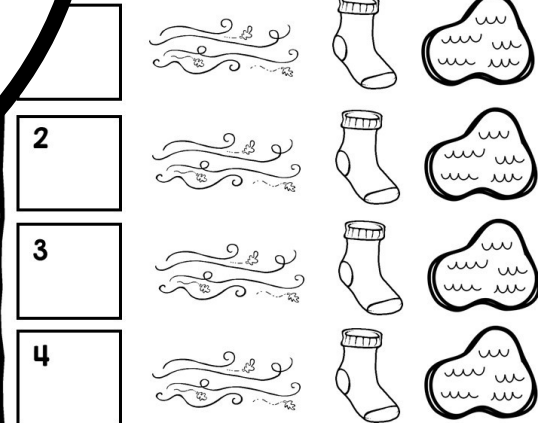
# Sample Science Activities

## Seed Travel

© The Measured Mom® www.themeasuredmom.com



Put the seeds in the boxes. Experiment. Circle the pictures that show how the seeds travel.



**Note to Parents and Teachers:** Provide students with four different seeds. Have them draw the seeds in the boxes. They can blow through a straw to see if the seed travels by air. They can put a sock on their hand and see if the seed sticks to see if the seed is hitchhiker. They can put the seed in a bowl of water and watch if it floats to learn if the seed travels by water.

4

5

Which flower smells the best? Circle its number!

**Note to Parents and Teachers:** Provide five different flowers. Put a numbered note by each flower. Have your child smell each flower and check the appropriate box. Common scented flowers include roses, lilies, gardenias, and marigolds. Common flowers without a scent include daisies, red carnations, irises and mums.





Sample  
pages from  
a nonfiction  
reader



I see boots.

I see a puddle.







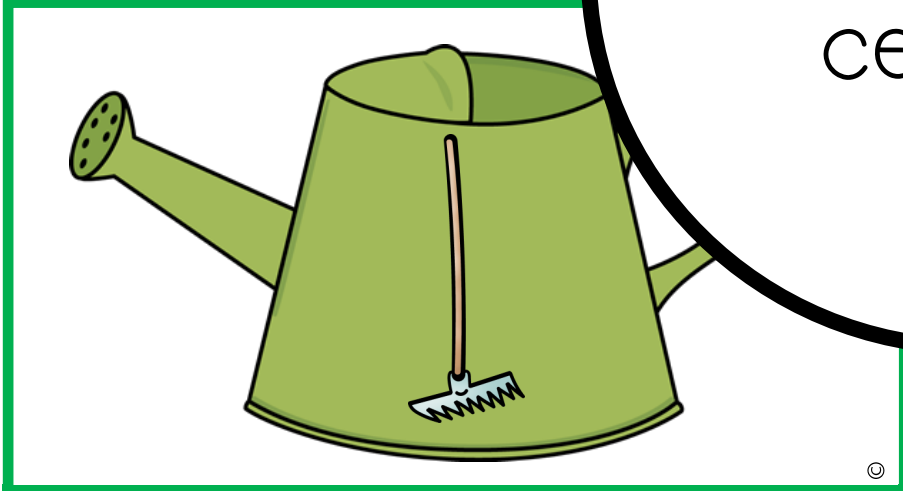


© themeasuredmom.com




© themeasuredmom.com








Sample  
literacy  
center







©



© themeasuredmom.com





Sample  
Math  
Center

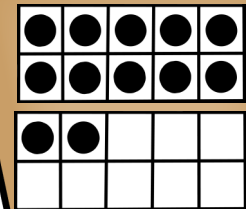
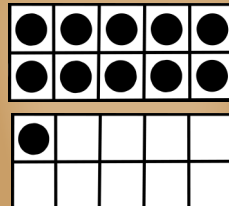

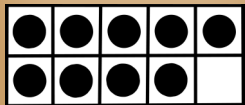
9

12

© themeasuredmom.com

© themeasured-

© themeasuredmom.com





Sample  
pages from  
an emergent  
reader



I dig.

2



I plant.

3

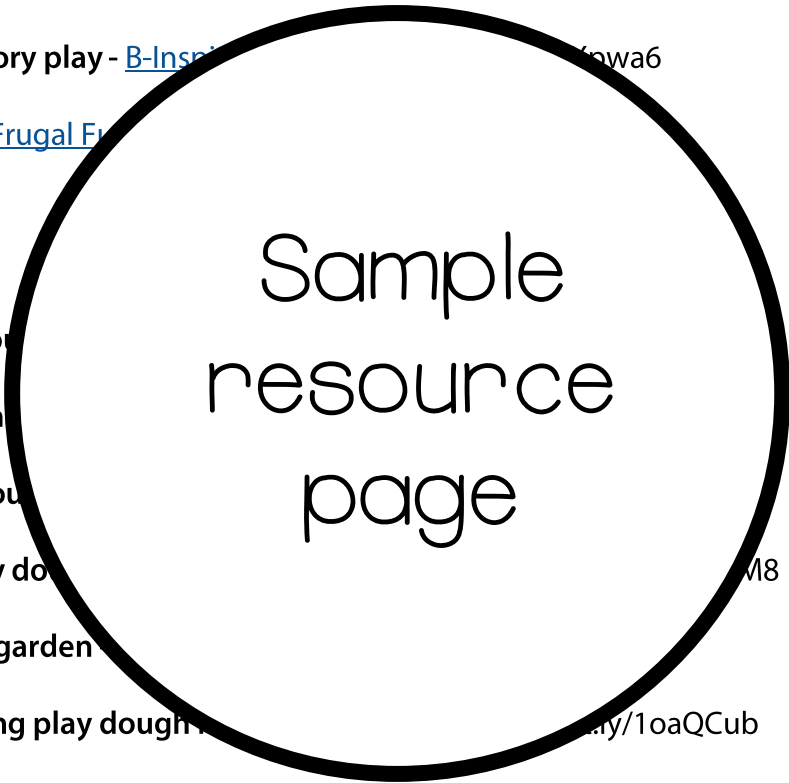
# Sensory Play Ideas

## Sensory bins

- **Basic spring sensory bin** - Fill a bin with a base material and add extras in a variety of shapes, sizes, and textures. Base materials could be dry rice, shredded brown paper, dirt and rocks, or potting soil. Extras might include garden pots, child sized gardening tools, real or artificial flowers, and plastic bugs.
- **Bird eats the worm sensory bin** - [Modern Preschool](http://bit.ly/1osw7sF) - <http://bit.ly/1osw7sF>
- **Spring sensory tub with carrots** - [Nurture Store](http://bit.ly/19N3wXg) - <http://bit.ly/19N3wXg>
- **Spring sensory bin with split pea base** - [Buggy and Buddy](http://bit.ly/1QrUxcs) - <http://bit.ly/1QrUxcs>
- **Peas and carrots sensory play** - [B-Inspired](http://bit.ly/1pwa6) - <http://bit.ly/1pwa6>
- **Garden sensory tub** - [Frugal Fr](http://bit.ly/1oQCuB) - <http://bit.ly/1oQCuB>

## Play dough

- **Spring garden play dough** - [Frugal Fr](http://bit.ly/1oQCuB) - <http://bit.ly/1oQCuB>
- **Bird's nest play dough** - [Frugal Fr](http://bit.ly/1oQCuB) - <http://bit.ly/1oQCuB>
- **Flower garden play dough** - [Frugal Fr](http://bit.ly/1oQCuB) - <http://bit.ly/1oQCuB>
- **Spring and Easter play dough** - [Frugal Fr](http://bit.ly/1oQCuB) - <http://bit.ly/1oQCuB>
- **Printable play dough garden** - [Frugal Fr](http://bit.ly/1oQCuB) - <http://bit.ly/1oQCuB>
- **Gardening and growing play dough** - [Frugal Fr](http://bit.ly/1oQCuB) - <http://bit.ly/1oQCuB>



## Math Activities

- **Graph vegetables** - Make a class graph to show the vegetables that students like.
- **Butterfly & flower number line activity** - You just need some foam flowers, a big die, and a butterfly figurine to play this activity from [Mom Inspired Life](http://bit.ly/1O0dnp3) - <http://bit.ly/1O0dnp3>
- **Spring math game**— Gather flower pots, play dough, silk flowers, and a die for this simple counting game from [Fun-a-Day](http://bit.ly/1f70qRg) - <http://bit.ly/1f70qRg> .