
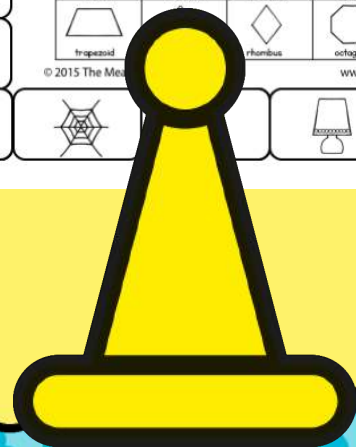
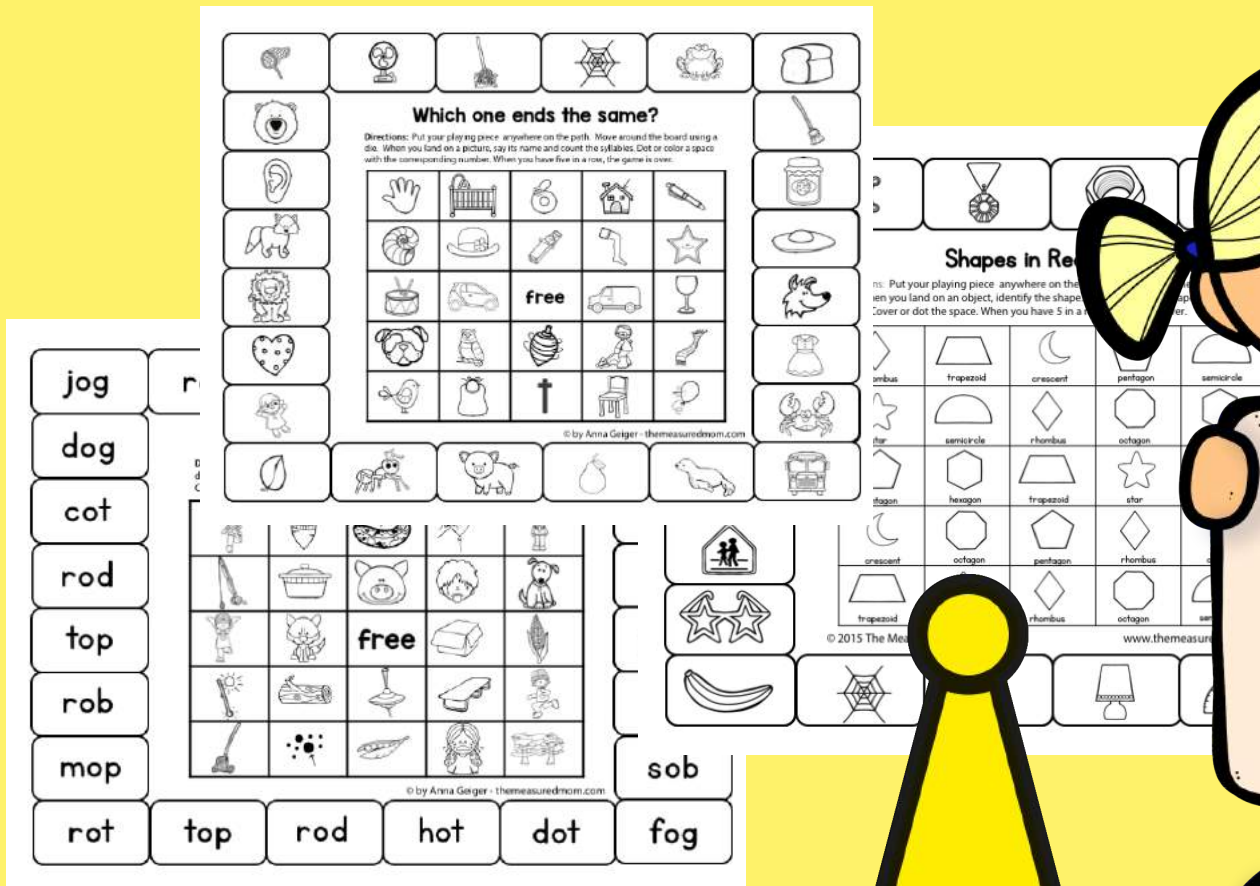


120 MATH & LITERACY NO-PREP GAMES FOR K-2

created by Anna Geiger

Part
1




How to play

Print the game board of your choice. The learner should have a copy of the board, a die, a playing piece, and something to mark the spaces on the Bingo board (such as crayons, manipulatives, or a Do-a-Dot marker).

Have the learner put his playing piece anywhere on the outside path and roll the die to move along the path. When he lands on a space, he marks a space on the Bingo board according to the game's directions. When he has covered a full row, the game is over.


These are single player games. They work well for at-home review, learning centers, and tutoring. To have two students play together, print two copies of the game. Then provide one die and two methods of marking the spaces. Children can take turns rolling the die and playing their own game. The first to get a Bingo, wins.




Children can use small counters to cover the spaces.



Another option is to use a Do-a-Dot marker.



Children could color the spaces with crayons or markers.



When you print two copies of the same game, students can play side by side.

Thank you

Thank you for purchasing this set of print and play games from The Measured Mom!

A note about printing

If you're having trouble when printing the contents of this packet, you need the most current version of the free Adobe Reader on your computer. You can [get it for free HERE](#). After downloading it to your computer, open this file using Adobe Reader, and print from there.

Questions?

E-mail anna@themeasuredmom.com

120 Math & Literacy No-Prep Games for K-2

© 2017 by Anna Geiger. All rights reserved worldwide.

www.themeasuredmom.com

ALL RIGHTS RESERVED. This digital file contains materials protected under International and Federal Copyright Laws and Treaties. Its contents may be printed and/or photocopied for personal or single classroom use only.

Any other unauthorized reprint or use of this material is prohibited. No part of this file may be reproduced or transmitted in any form or by any means, electronic or mechanical, including photocopying, recording, or by any information storage and retrieval system without express written permission from the author/publisher.


Clip Art & Fonts by




W	Z	I	G	S	Q	
F	<h2>Write Uppercase Letters</h2> <p>Game 2</p> <p>Directions: Put your playing piece anywhere on the path. Move around the board using a die. When you land on a letter, find its match on the Bingo board. Starting at the dot, trace the letter. When you have traced five letters in a row, the game is over.</p>					J
U						O
D						R
T						C
E						H
Y						X
P	L	V	M	N	K	

Find the Rhyme

Directions: Put your playing piece anywhere on the path. Move around the board using a die. When you land on a picture, say its name. Look for a picture whose name rhymes on the Bingo board. Cover or dot it. When you have five in a row, the game is over.




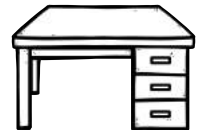
© by Anna Geiger - themeasuredmom.com



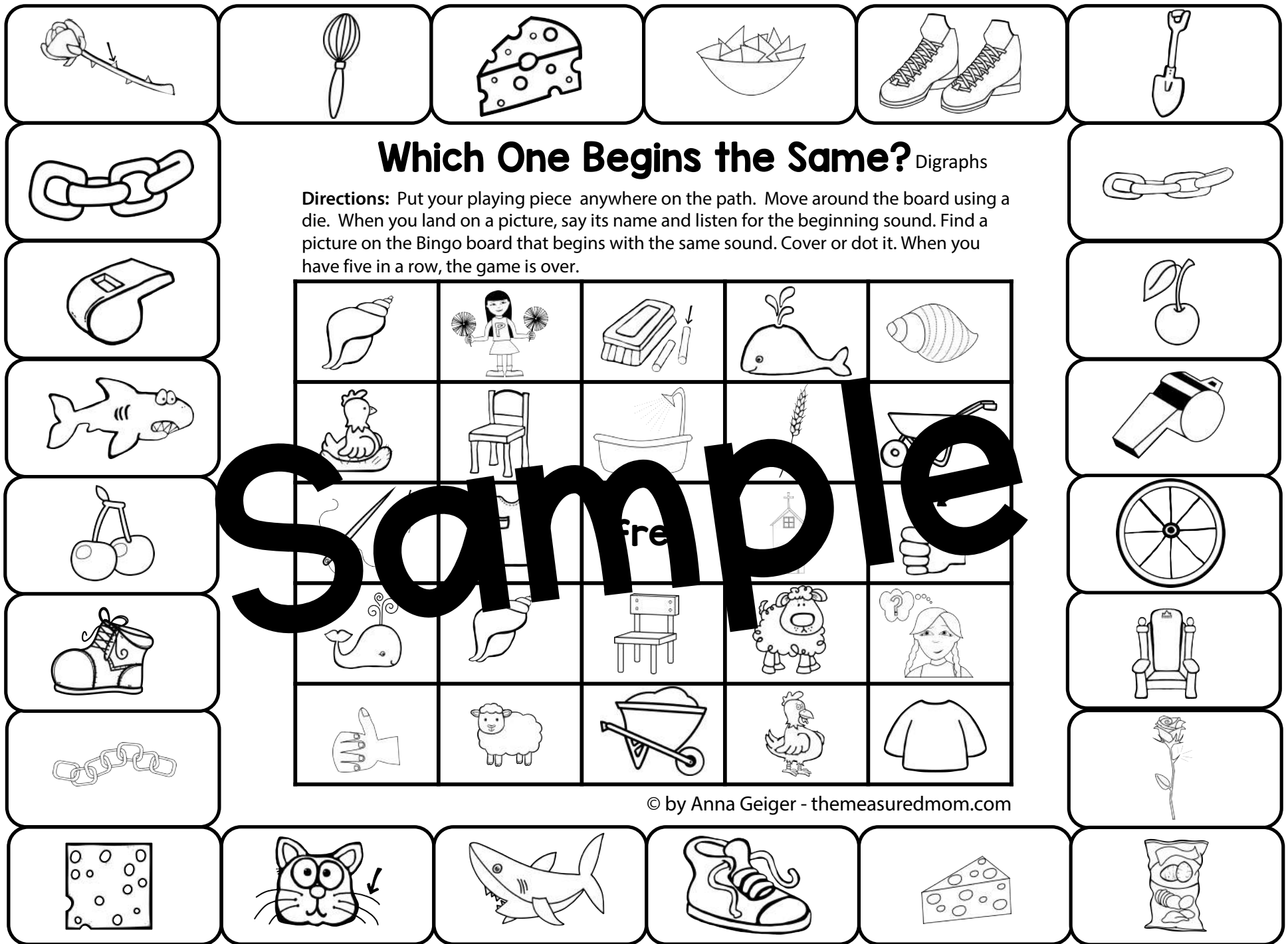
What's the Beginning Letter? Game 1

Directions: Put your playing piece anywhere on the path. Move around the board using a die. When you land on a picture, say its name listen for the beginning sound. What letter makes that sound? Cover or dot it. When you have five in a row, the game is over.

q	o	p	i	k
a	f	d	y	
n	b	r	e	e
s	r	c	e	l
t	h	g	u	m




© by Anna Geiger - themeasuredmom.com



Which One Begins the Same? Digraphs

Directions: Put your playing piece anywhere on the path. Move around the board using a die. When you land on a picture, say its name and listen for the beginning sound. Find a picture on the Bingo board that begins with the same sound. Cover or dot it. When you have five in a row, the game is over.



© by Anna Geiger - themeasuredmom.com

sled

smell

test

peck

neck

bend

chest

What's the Short e Word?

Game 2

Directions: Put your playing piece anywhere on the path. Move around the board using a die. When you land on a word, read it aloud. Find the matching picture on the Bingo board. Cover or dot the space. When you have 5 in a row, the game is over.

check

well

vest

step

shell

yell

lend

rest

mend

fell

blend

deck


bell

wreck

nest

send

sell



© by Anna Geiger - themeasuredmom.com

herd

burn

car

germ

cord

scar

horn

What's the Bossy r Word?

Directions: Put your playing piece anywhere on the path. Move around the board using a die. When you land on a word, read it aloud. Find the matching picture on the Bingo board. Cover or dot it. When you have five in a row, the game is over.

farm

bird

fork

fur

stir

hurt

jar

corn

yarn

shirt

torch

harp


shark

arm


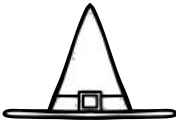
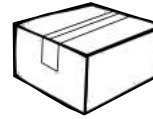
star

barn

fern





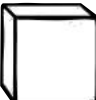

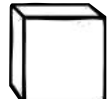




















© by Anna Geiger - themeasuredmom.com



3D Shapes in Real Life

Directions: Put your playing piece anywhere on the path. Move around the board using a die. When you land on an object, identify the shape. Find a matching 3D shape in the Bingo board. Cover or dot the space. When you have five in a row, the game is over.

 cylinder	 rectangular prism	 cone	 triangular prism	 cube
 pyramid	 cube	 sphere	 cylinder	 cone
 triangular prism	 cylinder	 sphere	 cube	 rectangular prism
 sphere	 pyramid	 rectangular prism	 sphere	 cylinder
 cube	 cone	 triangular prism	 rectangular prism	 pyramid

© by Anna Geiger – the measuredmom.com

$2+3$

$1+1$

$3+5$

$1+0$

$2+2$

$7+2$

$9+6$

Addition Facts

Game 7
Mixed Practice

$4+6$

$5+5$

Directions: Put your playing piece anywhere on the path. Move around the board using a die. When you land on a space, figure out the answer to the addition problem. Then cover or dot the answer on the Bingo board. When you have five in a row, the game is over.

$8+3$

$9+3$

$3+4$

$6+1$

5	0	12	4	15
14	2	9	10	1
11	8	free	12	16
12	12	8	11	7
9	6	15	14	7

$5+7$

$8+6$

$4+2$

$9+0$

$7+5$

$7+4$

$8+4$

$6+3$

$7+8$

$5+9$

$6+2$

