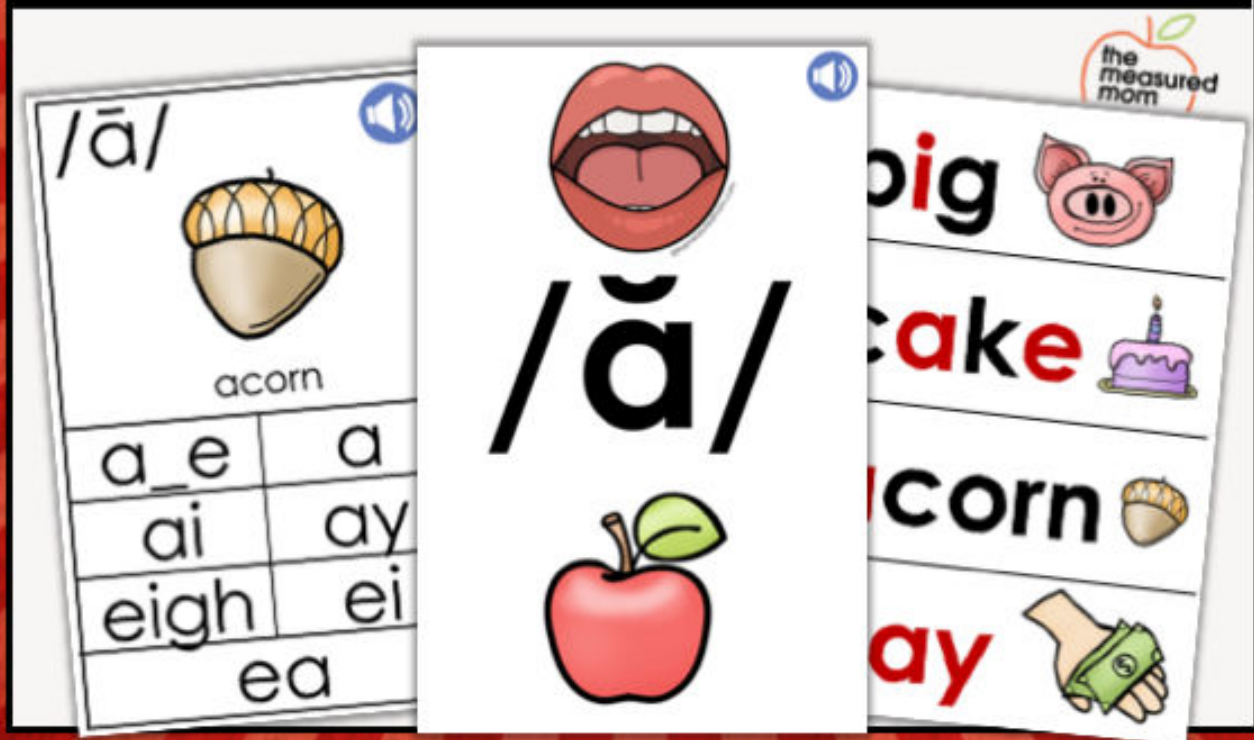


SOUND WALL

PHONEME POSTERS, WORD CARDS, MINI
SOUND WALLS, STUDENT DICTIONARIES,
& A HOW-TO GUIDE FOR TEACHERS

SCIENCE OF READING ALIGNED



PREVIEW

The file includes all the printable pieces you need to assemble the vowel valley and consonant sound wall on the following page.

VOWEL VALLEY

Schwa

/ə/

balloon, problem, family, wagon, cactus, analysts

/ē/

me, here, see, leaf, baby, key, field, ceiling

/ī/

pig, gym

/ā/

bacon, cake, rain, pav, eight, veil, bread

/ē/

bed, bread

/ā/

cat

/i/

hi, light, fly, pie

/ū/

up, cover, flood, rough

/ō/

saw, bone, boots, snow, toe

/oo/

foot, tube, zoo, feud

/yū/

cube, utensils, few

Diphthongs

/ou/

out, cow

/oi/

coin, boy

R-Controlled Vowels

/ar/

star

/or/

fork, warm

/er/

germ, bird, fur, worm, earth

the measured mom
@themeasuredmom.com

SOUND WALL

Stops

/p/ pig, **/b/** bat, **/t/** ten, **/d/** dog, **/k/** cat, **/g/** gum, kite, ghost, duck, echo

Affricates

/ch/ chip, match, **/j/** jam, badge, giant, gem, em

Nasals

/m/ map, lamb, hymn, **/n/** net, knot, gnat, **/ng/** king, wink

Fricatives

/s/ sun, **/z/** zip, **/f/** thumb, **/th/** feather, **/sh/** ship, special, chef, action, **/zh/** treasure, vision, garage, **/f/** fun, puff, phone, laugh, **/v/** van, live, **/h/** hat

Glides

/y/ yo-yo, **/wh/** whale, **/w/** web

Liquids

/r/ rat, write, rhino, **/l/** log, bell


2 Sounds

/k//s/ box, **/k//w/** quilt

the measured mom
@themeasuredmom.com

The Table of Contents on the following pages shows everything you'll get with your purchase.


Table of Contents



HOW-TO GUIDE


In this section I answer the following questions:

- What is a sound wall?
- Why a sound wall instead of a word wall?
- What do I need to understand to use a sound wall effectively?
- How should I set up my sound wall?
- What order should I follow when teaching phonemes and graphemes?



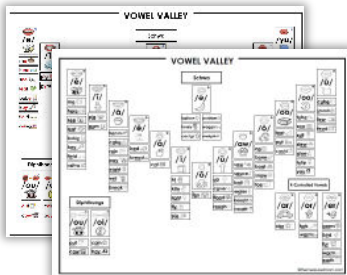
SCOPE & SEQUENCE

This is the scope and sequence I use as I create my new phonics resources and decodable books. I definitely recommend using your own phonics curriculum's scope and sequence as you build your word wall, but if you don't have one, this is a great alternative.



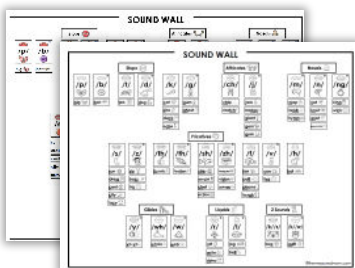
SAMPLE SOUND WALL LESSONS

These are two quick lessons which show you how it could sound to explicitly teach a new sound-spelling.



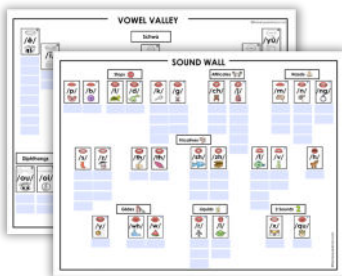
PRINTABLE VOWEL VALLEY

Print the vowel valley in either color or black and white as a reference for you or as a portable chart for your students.




PRINTABLE SOUND WALL

Print the consonant sound wall in either color or black and white as a reference for you or as a portable chart for your students.



EDITABLE VOWEL VALLEY & CONSONANT SOUND WALL

Type in the words underneath the headers if you don't want your students to have a copy of the full sound wall. The file includes both color and black & white options. **Be sure to open, edit, and print with the free version of Adobe Reader so the editable fields work.**



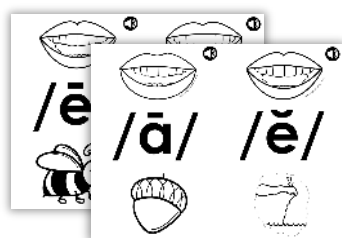
PHONEME POSTERS/HEADERS FOR VOWEL VALLEY - COLOR

These include the mouth formation, phoneme, and key word (picture) for each phoneme. I included them on single cards to keep things neat and streamlined. You can certainly cut across the cards if you want the pieces separate.



WORD CARDS FOR VOWEL VALLEY

Use these cards as key words as you teach each new sound-spelling. The spelling for each vowel phoneme is in red.




PHONEME POSTERS/HEADERS FOR VOWEL VALLEY – BLACK & WHITE

These include the mouth formation, phoneme, and key word (picture) for each phoneme. I included them on single cards to keep things neat and streamlined. You can certainly cut across the cards if you want the pieces separate.



WORD CARDS FOR VOWEL VALLEY – BLACK & WHITE

Use these cards as key words as you teach each new sound-spelling. The spelling for each vowel phoneme is underlined.




PHONEME POSTERS/HEADERS FOR CONSONANT SOUND WALL - COLOR

These include the mouth formation, phoneme, and key word (picture) for each phoneme. I included them on single cards to keep things neat and streamlined. You can certainly cut across the cards if you want the pieces separate.




WORD CARDS FOR CONSONANT SOUND WALL

Use these cards as key words as you teach each new sound-spelling. The spelling for each consonant phoneme is in blue.



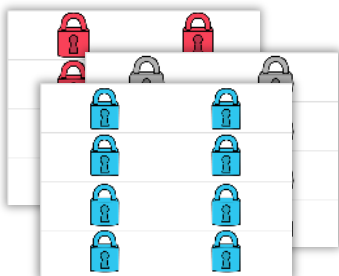
PHONEME POSTERS/HEADERS FOR CONSONANT SOUND WALL – BLACK & WHITE

These include the mouth formation, phoneme, and key word (picture) for each phoneme. I included them on single cards to keep things neat and streamlined. You can certainly cut across the cards if you want the pieces separate.



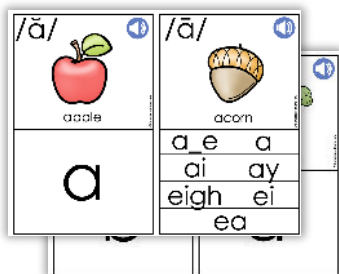
WORD CARDS FOR CONSONANT SOUND WALL – BLACK & WHITE

Use these cards as key words as you teach each new sound-spelling. The spelling for each consonant phoneme is underlined.



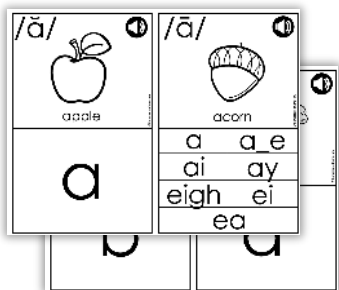
LOCKS FOR VOWEL VALLEY & CONSONANT SOUND WALL

In the how-to guide, I explain that you do not want to have the entire sound wall posted to start the year. This will overwhelm your students. Add pieces as you teach the phonemes and graphemes. However, if it's easier to post the full wall at once, use these locks to cover the graphemes you haven't yet taught. I recommend choosing a single color and printing multiple pages of that color.



PHONEME/GRAPHEME POSTERS

If you have a very small space, you might want to use these for your consonant sound wall and vowel valley. Instead of using the phoneme headers and word cards, you would only use these. You would uncover each of the graphemes as you teach them (I recommend covering the untaught graphemes with small sticky notes). You might also use these as a reference in small groups. **These cards are not necessary; they are an extra option.**



PHONEME/GRAPHEME POSTERS – BLACK & WHITE

If you have very small space, you might want to use these for your consonant sound wall and vowel valley. Instead of using the phoneme headers and word cards, you would only use these. You would uncover each of the graphemes as you teach them (I recommend covering the untaught graphemes with small sticky notes). You might also use these as a reference in small groups. **These cards are not necessary; they are an extra option.**



SOUND-SPELLING DICTIONARY

The sound wall is not easily designed for adding words; it's intended to be a reference so students can spell words on their own. But it's also helpful for students to have a place to store spellings. Print this sound-spelling dictionary for students. **Please follow the printing directions so that it makes a booklet with the pages lined up properly.**