


Spelling Games



Read about teaching spelling on pages 203-205 of *Reach All Readers*.

To get instant access to thousands of resources for teaching literacy and math (including more spelling games like these!), [check out our affordable membership.](#)

Terms of Use

This printable resource is the intellectual property of Anna Geiger, CEO of The Measured Mom, author of *Reach All Readers*, and creator of the accompanying online course (coming in September 2024).

You have permission to use this file for personal or classroom use only. In other words, you may print, copy, and use this file *only* with the students you teach.

You do not have permission to share between teachers/classrooms, alter this file, sell, host, email, give away, or share on a blog, in Facebook groups or forums, Google Drive, etc.

Thank you for abiding by the terms of use. Questions may be sent to hello@themeasuredmom.com.

Write the Picture's Name: CVC Words Self-Checking Spelling Activity

A PRINTABLE RESOURCE FROM THE MEASURED MOM PLUS

Thank you for respecting our Terms of Use



The unauthorized reproduction or distribution of a copyrighted work is illegal. Criminal copyright infringement, including infringement without monetary gain, is investigated by the FBI and is punishable by fines and federal imprisonment.

- **YOU MAY** use this file for your own personal, non-commercial use.
- **YOU MAY** print as many copies as you'd like to use in your classroom, home, public library, or tutoring setting.
- **YOU MAY** download this file by visiting <https://www.membership.themeasuredmom.com>.
- **YOU MAY** save this file on your computer.
- **YOU MAY NOT** alter this file or claim this file as your own.
- **YOU MAY NOT** sell or in any way profit from this file. It is also illegal to print this file and sell the printed copy.
- **YOU MAY NOT** use this or any other printable from The Measured Mom Plus on Outschool.
- **YOU MAY NOT** e-mail this file OR store it on any location where others can download it (Amazon Inspire, Dropbox, Facebook groups and forums, etc.). If you would like to use this file for distance learning, please contact us directly for permission at <https://membership.themeasuredmom.com/support/>

Credits



How to Use

- Use this activity to give students practice spelling CVC words.
- Print the cards on cardstock in color or black and white. If using the black and white version, use colored cardstock so that the words will not show through the cards.
Important: Print double-sided. Choose “flip on the short edge”. Select “actual size” or “100%.”
- Cut apart the cards and place them at a center along with recording sheets, blank paper, or white boards.
- Students first look at the picture. They write the word that names the picture on their paper/white board. Then they turn the card over to check if they are correct.
- Students can write and check the words by themselves, or they can work with a partner, taking turns writing and checking.

pig

©themeasuredmomplus.com

bib

©themeasuredmomplus.com

sub

©themeasuredmomplus.com

log

©themeasuredmomplus.com

bed

©themeasuredmomplus.com

sun

©themeasuredmomplus.com

fox






©themeasuredmomplus.com

map

©themeasuredmomplus.com

mop

©themeasuredmomplus.com



ham

©themedasuredmomplus.com

pop

©themedasuredmomplus.com

net

©themedasuredmomplus.com

ten

©themedasuredmomplus.com

lip

©themedasuredmomplus.com

web

©themedasuredmomplus.com

bat









©themedasuredmomplus.com

fan

©themedasuredmomplus.com

bus

©themedasuredmomplus.com



gum

©themeasuredmomplus.com

pen

©themeasuredmomplus.com

six

©themeasuredmomplus.com

pin

©themeasuredmomplus.com

dog

©themeasuredmomplus.com

cat

©themeasuredmomplus.com

wig



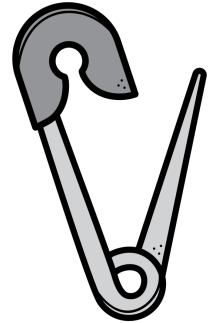




©themeasuredmomplus.com

jam

©themeasuredmomplus.com

hat

©themeasuredmomplus.com



pig

©themeasuredmomplus.com

bib

©themeasuredmomplus.com

sub

©themeasuredmomplus.com

log

©themeasuredmomplus.com

bed

©themeasuredmomplus.com

sun

©themeasuredmomplus.com

fox




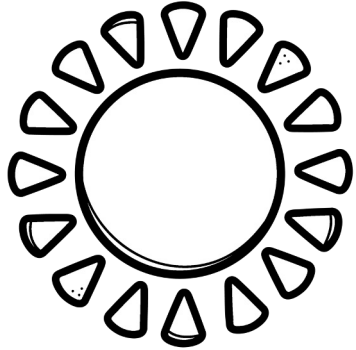


©themeasuredmomplus.com

map

©themeasuredmomplus.com

mop

©themeasuredmomplus.com



ham

©themedasuredmomplus.com

pop

©themedasuredmomplus.com

net

©themedasuredmomplus.com

ten

©themedasuredmomplus.com

lip

©themedasuredmomplus.com

web

©themedasuredmomplus.com

bat






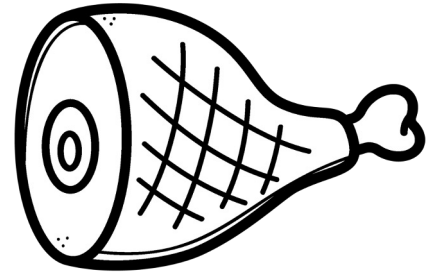


©themedasuredmomplus.com

fan

©themedasuredmomplus.com

bus

©themedasuredmomplus.com



gum

©themedasuredmomplus.com

pen

©themedasuredmomplus.com

six

©themedasuredmomplus.com

pin

©themedasuredmomplus.com

dog

©themedasuredmomplus.com

cat

©themedasuredmomplus.com

wig



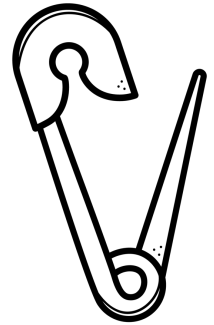




©themedasuredmomplus.com

jam

©themedasuredmomplus.com

hat

©themedasuredmomplus.com



Write the Picture's Name - Recording Sheet

Name _____

Use the spaces to write the picture's name. Depending on how many cards you use, you may need a second recording sheet, or you might not fill in every space.

Write the Picture's Name - Recording Sheet

Name _____

Use the spaces to write the picture's name. Depending on how many cards you use, you may need a second recording sheet, or you might not fill in every space.

<hr/> <hr/> <hr/>	<hr/> <hr/> <hr/>	<hr/> <hr/> <hr/>
<hr/> <hr/> <hr/>	<hr/> <hr/> <hr/>	<hr/> <hr/> <hr/>
<hr/> <hr/> <hr/>	<hr/> <hr/> <hr/>	<hr/> <hr/> <hr/>
<hr/> <hr/> <hr/>	<hr/> <hr/> <hr/>	<hr/> <hr/> <hr/>
<hr/> <hr/> <hr/>	<hr/> <hr/> <hr/>	<hr/> <hr/> <hr/>
<hr/> <hr/> <hr/>	<hr/> <hr/> <hr/>	<hr/> <hr/> <hr/>
<hr/> <hr/> <hr/>	<hr/> <hr/> <hr/>	<hr/> <hr/> <hr/>

Does it have a silent e? game

A PRINTABLE RESOURCE FROM THE MEASURED MOM PLUS

Thank you for respecting our Terms of Use



The unauthorized reproduction or distribution of a copyrighted work is illegal. Criminal copyright infringement, including infringement without monetary gain, is investigated by the FBI and is punishable by fines and federal imprisonment.

- **YOU MAY** use this file for your own personal, non-commercial use.
- **YOU MAY** print as many copies as you'd like to use in your classroom, home, public library, or tutoring setting.
- **YOU MAY** download this file by visiting <https://www.membership.themeasuredmom.com>.
- **YOU MAY** save this file on your computer.
- **YOU MAY NOT** alter this file or claim this file as your own.
- **YOU MAY NOT** sell or in any way profit from this file. It is also illegal to print this file and sell the printed copy.
- **YOU MAY NOT** use this or any other printable from The Measured Mom Plus on Outschool.
- **YOU MAY NOT** e-mail this file OR store it on any location where others can download it (Amazon Inspire, Dropbox, Facebook groups and forums, etc.). If you would like to use this file for distance learning, please contact us directly for permission at <https://membership.themeasuredmom.com/support/>

Credits



How to Use

1. Print the game of your choice in color or black and white along with the answer key. Also print a recording sheet for each player.
2. Have players take turns rolling a die to move along the board. When they land on a picture, they should say its name aloud (if they don't know its name, the other player can read it off the answer sheet).
3. After naming the picture, the student should spell its name on the recording sheet. Remind students to listen carefully to hear if the word has a short or long vowel sound, as this will help them decide if the word has a silent e.
4. After the student writes the word on the recording sheet, another player should check its spelling with the answer key. If incorrect, the student should write it correctly at the far right, using the answer key for help if necessary.

Does it Have a Silent e?

ă & a-e

Take turns using a die to move around the board. When you land on a picture, name it. Then spell it correctly on your answer sheet. Ask the other player to check the answer key. If you are incorrect, write the word correctly in the space at the right.





















Does it Have a Silent e?

ă & a-e

Take turns using a die to move around the board. When you land on a picture, name it. Then spell it correctly on your answer sheet. Ask the other player to check the answer key. If you are incorrect, write the word correctly in the space at the right.

Does it Have a Silent e?

Name _____

Space #	Spell the name of the picture.	Did you get it right?	If not, write it correctly.
1	cave	 	
		 	
		 	
		 	
		 	
		 	
		 	
		 	
		 	
		 	

Does it Have a Silent e?

ANSWER KEY

ă & a-e

1. cave
2. vase
3. hat
4. cane
5. tape
6. game
7. tag
8. wave
9. bag
10. pan
11. rake
12. fan
13. cage
14. cape
15. lace
16. cat
17. page
18. jam
19. bat
20. ham
21. mane
22. cap (or hat)
23. map
24. van
25. cake

Does it Have a Silent e?

ö & o-e

Take turns using a die to move around the board. When you land on a picture, name it. Then spell it correctly on your answer sheet. Ask the other player to check the answer key. If you are incorrect, write the word correctly in the space at the right.

Does it Have a Silent e?

ö & o-e

The board game consists of a large number '2' shape with 25 numbered squares. The squares contain the following items:





















- 1: A cat
- 2: A balloon
- 3: A nose
- 4: A fishing rod
- 5: A bone
- 6: A rope
- 7: An open box
- 8: A pot
- 9: A pig
- 10: A snake
- 11: A log
- 12: A rose
- 13: A flag
- 14: A bench
- 15: A mailbox
- 16: A thermometer
- 17: A bathrobe
- 18: A sock
- 19: A dog
- 20: A broom
- 21: A musical note
- 22: An ice cream cone
- 23: A book
- 24: A thief with a money bag
- 25: A Christmas ornament

A 'START' box is located at the beginning of the path, and an 'END' box is at the end of the path.

Take turns using a die to move around the board. When you land on a picture, name it. Then spell it correctly on your answer sheet. Ask the other player to check the answer key. If you are incorrect, write the word correctly in the space at the right.

Does it Have a Silent e?

Name _____

Space #	Spell the name of the picture.	Did you get it right?	If not, write it correctly.
1	fox	 	
		 	
		 	
		 	
		 	
		 	
		 	
		 	
		 	
		 	

Does it Have a Silent e?

ANSWER KEY

ö & o-e

1. fox
2. pop
3. nose
4. rod
5. bone
6. rope
7. box
8. pot
9. mole
10. hose
11. log
12. rose
13. pole
14. cot
15. vote
16. hot
17. robe
18. hole
19. dog
20. mop
21. note
22. cone
23. note
24. rob
25. top

Does it Have a Silent e?

i & i-e

Take turns using a die to move around the board. When you land on a picture, name it. Then spell it correctly on your answer sheet. Ask the other player to check the answer key. If you are incorrect, write the word correctly in the space at the right.





















Does it Have a Silent e?

i & i-e

Take turns using a die to move around the board. When you land on a picture, name it. Then spell it correctly on your answer sheet. Ask the other player to check the answer key. If you are incorrect, write the word correctly in the space at the right.

Does it Have a Silent e?

Name _____

Space #	Spell the name of the picture.	Did you get it right?	If not, write it correctly.
1	lime	 	
		 	
		 	
		 	
		 	
		 	
		 	
		 	
		 	
		 	

Does it Have a Silent e?

ANSWER KEY

i & i-e

1. lime
2. fix
3. fin
4. bike
5. file
6. pin
7. pit
8. mice
9. pig
10. bib
11. dig
12. vine
13. kit
14. dice
15. zip
16. hive
17. lip
18. nine
19. lid
20. fire
21. rib
22. rip
23. wig
24. six
25. kite

Does it Have a Silent e?

ü & u-e

Take turns using a die to move around the board. When you land on a picture, name it. Then spell it correctly on your answer sheet. Ask the other player to check the answer key. If you are incorrect, write the word correctly in the space at the right.





















Does it Have a Silent e?

ü & u-e

Take turns using a die to move around the board. When you land on a picture, name it. Then spell it correctly on your answer sheet. Ask the other player to check the answer key. If you are incorrect, write the word correctly in the space at the right.

Does it Have a Silent e?

Name _____

Space #	Spell the name of the picture.	Did you get it right?	If not, write it correctly.
1	sun	 	
		 	
		 	
		 	
		 	
		 	
		 	
		 	
		 	
		 	

Does it Have a Silent e?

ANSWER KEY

ü & u-e

1. sun
2. run
3. sub
4. tube
5. hug
6. bus
7. tub
8. rug
9. bug
10. bun
11. cube
12. cup
13. mud
14. gum
15. mug
16. mute
17. cub
18. hut
19. tune
20. cut
21. jug
22. hum
23. nun
24. nut
25. mule

Spell & Roll: Words with ai & ay

A PRINTABLE RESOURCE FROM THE MEASURED MOM PLUS

Thank you for respecting our Terms of Use



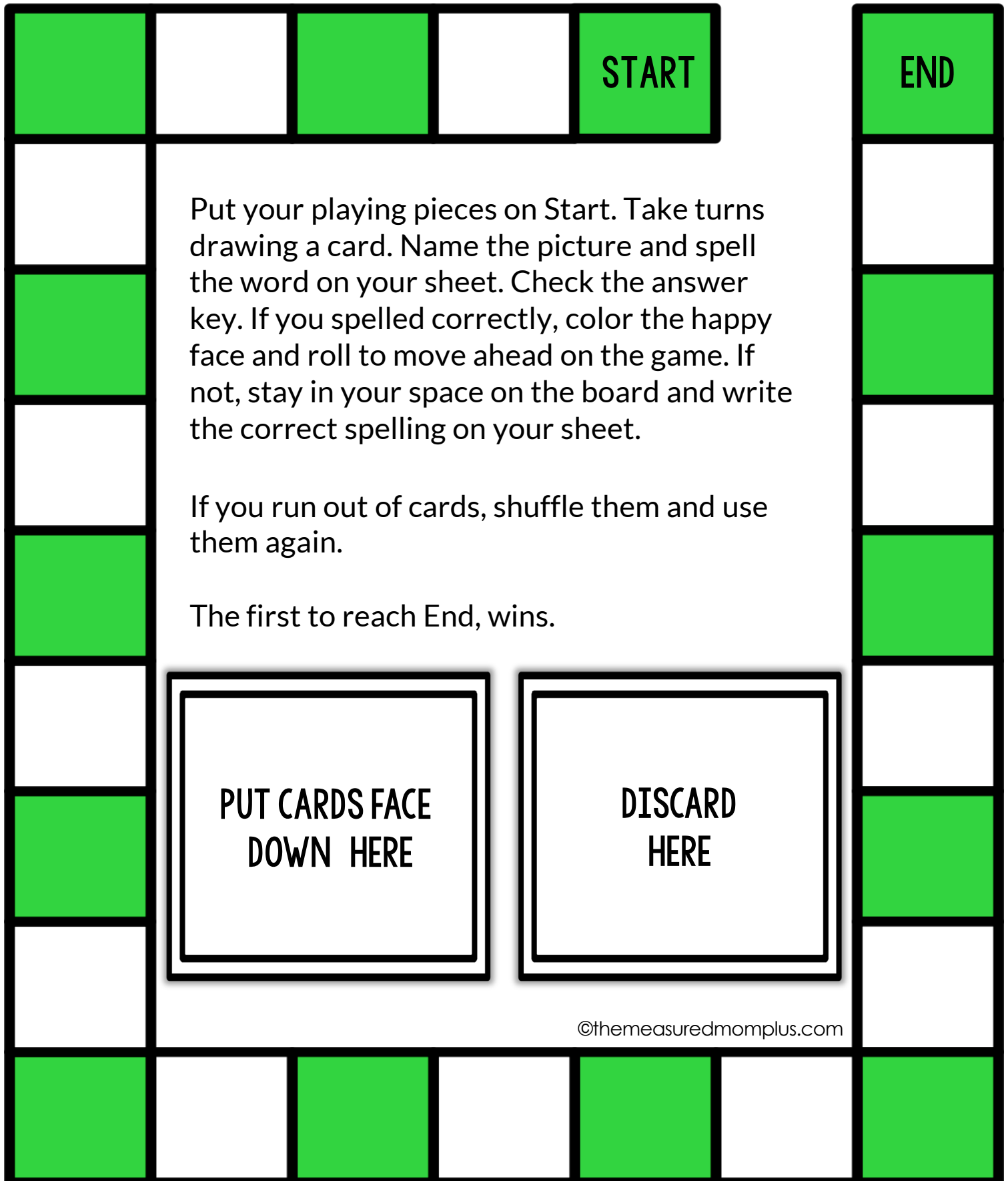
The unauthorized reproduction or distribution of a copyrighted work is illegal. Criminal copyright infringement, including infringement without monetary gain, is investigated by the FBI and is punishable by fines and federal imprisonment.

- **YOU MAY** use this file for your own personal, non-commercial use.
- **YOU MAY** print as many copies as you'd like to use in your classroom, home, public library, or tutoring setting.
- **YOU MAY** download this file by visiting <https://www.membership.themeasuredmom.com>.
- **YOU MAY** save this file on your computer.
- **YOU MAY NOT** alter this file or claim this file as your own.
- **YOU MAY NOT** sell or in any way profit from this file. It is also illegal to print this file and sell the printed copy.
- **YOU MAY NOT** use this or any other printable from The Measured Mom Plus on Outschool.
- **YOU MAY NOT** e-mail this file OR store it on any location where others can download it (Amazon Inspire, Dropbox, Facebook groups and forums, etc.). If you would like to use this file for distance learning, please contact us directly for permission at <https://membership.themeasuredmom.com/support/>

Credits



SPELL & ROLL: WORDS WITH AI & AY



SPELL & ROLL CARDS: AI, AY

1



tr__n

©themeasuredmomplus.com


2



pl__

©themeasuredmomplus.com

3



p__nt

©themeasuredmomplus.com

4



j__l

©themeasuredmomplus.com


5



h__

©themeasuredmomplus.com


6



br__d

©themeasuredmomplus.com

7



s__l

©themeasuredmomplus.com


8



p__

©themeasuredmomplus.com

9



t__l

©themeasuredmomplus.com

10



r__

©themeasuredmomplus.com

11



ch__n

©themeasuredmomplus.com

12



l__

©themeasuredmomplus.com

SPELL & ROLL CARDS: AI, AY

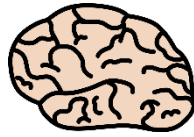
13



tr_____

©themeasuredmomplus.com

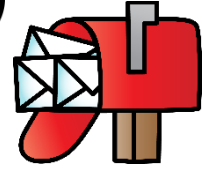
14



br_____n

©themeasuredmomplus.com

15



m_____l

©themeasuredmomplus.com

16



d_____

©themeasuredmomplus.com

17



pr_____

©themeasuredmomplus.com

18



r_____n

©themeasuredmomplus.com

19



n_____l

©themeasuredmomplus.com

20



cl_____

©themeasuredmomplus.com

21



p_____n

©themeasuredmomplus.com

22



merm_____d

©themeasuredmomplus.com

23



spr_____

©themeasuredmomplus.com

24



sn_____l


©themeasuredmomplus.com

SPELL & ROLL: WORDS WITH AI & AY

				START		END
	<p>Put your playing pieces on Start. Take turns drawing a card. Name the picture and spell the word on your sheet. Check the answer key. If you spelled correctly, color the happy face and roll to move ahead on the game. If not, stay in your space on the board and write the correct spelling on your sheet.</p> <p>If you run out of cards, shuffle them and use them again.</p> <p>The first to reach End, wins.</p>					
	PUT CARDS FACE DOWN HERE		DISCARD HERE			

SPELL & ROLL CARDS: AI, AY

1



tr__n

©themeasuredmomplus.com


2



pl__

©themeasuredmomplus.com

3



p__nt

©themeasuredmomplus.com

4



j__l

©themeasuredmomplus.com

5



h__

©themeasuredmomplus.com


6



br__d

©themeasuredmomplus.com


7



s__l

©themeasuredmomplus.com


8



p__

©themeasuredmomplus.com


9



t__l

©themeasuredmomplus.com

10



r__

©themeasuredmomplus.com

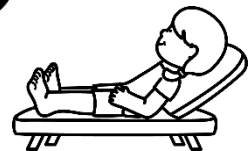
11



ch__n

©themeasuredmomplus.com

12



l__

©themeasuredmomplus.com

SPELL & ROLL CARDS: AI, AY

13



tr_____

©themeasuredmomplus.com


14



br_____n

©themeasuredmomplus.com


15



m_____l

©themeasuredmomplus.com

16



d_____

©themeasuredmomplus.com

17



pr_____

©themeasuredmomplus.com

18



r_____n

©themeasuredmomplus.com

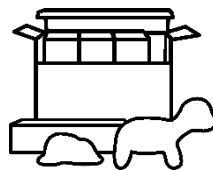
19



n_____l

©themeasuredmomplus.com

20



cl_____

©themeasuredmomplus.com

21



p_____n

©themeasuredmomplus.com

22



merm_____d

©themeasuredmomplus.com


23



spr_____

©themeasuredmomplus.com

24























sn_____l

©themeasuredmomplus.com

SPELL & ROLL

Name _____

Number of Card	Spell the Word	Were you correct?	If not, spell the word correctly here.
		 	
		 	
		 	
		 	
		 	
		 	
		 	
		 	
		 	
		 	

ANSWER KEY

Print and cut the answer key. Provide students the answer key so that they can check their spelling when they finish their turn.

AI & AY

- | | |
|-----------|-------------|
| 1. train | 13. tray |
| 2. play | 14. brain |
| 3. paint | 15. mail |
| 4. jail | 16. day |
| 5. hay | 17. pray |
| 6. braid | 18. rain |
| 7. sail | 19. nail |
| 8. pay | 20. clay |
| 9. tail | 21. pain |
| 10. ray | 22. mermaid |
| 11. chain | 23. spray |
| 12. lay | 24. snail |