

Collecting Coins game

Please visit [themeasuredmom.com](https://www.themeasuredmom.com) to learn how to use this printable:

<https://www.themeasuredmom.com/teach-the-names-of-coins-fun-game-prek-grade-1/>

Thank you for respecting our Terms of Use


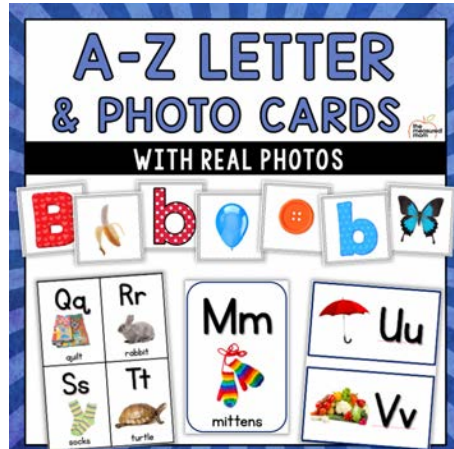
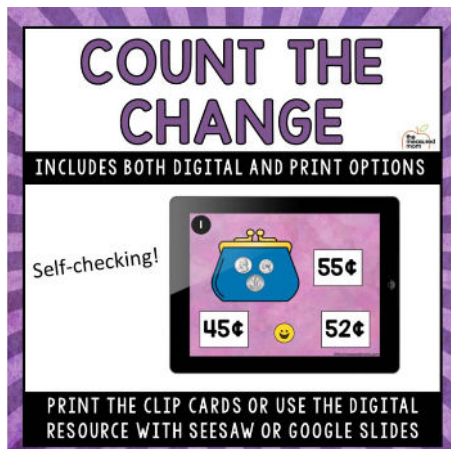
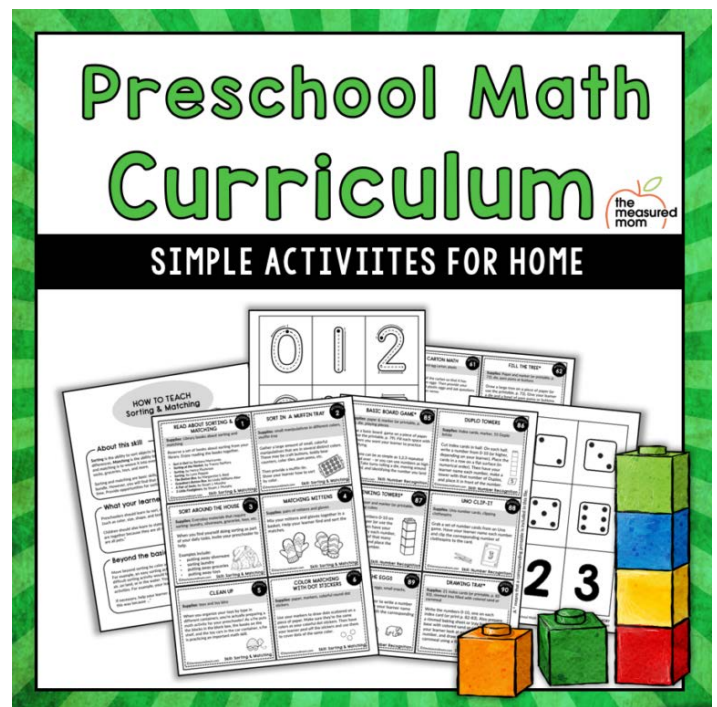



The unauthorized reproduction or distribution of a copyrighted work is illegal. Criminal copyright infringement, including infringement without monetary gain, is investigated by the FBI and is punishable by fines and federal imprisonment.

- **YOU MAY** use this file for your own personal, non-commercial use.
- **YOU MAY** print as many copies as you'd like to use in your classroom, home, public library, or tutoring setting.
- **YOU MAY** download this file by visiting <https://www.themeasuredmom.com>.
- **YOU MAY** save this file on your computer.
- **YOU MAY** share the link to the web page where the printable can be found.
- **YOU MAY NOT** link directly to the pdf file. Instead, link to the web page where it can be downloaded.
- **YOU MAY NOT** alter this file or claim this file as your own.
- **YOU MAY NOT** sell or in any way profit from this file. It is also illegal to print this file and sell the printed copy.
- **YOU MAY NOT** use this or any other printable from The Measured Mom on Outschoool.
- **YOU MAY NOT** e-mail this file OR store it on any location where others can download it (Amazon Inspire, Dropbox, Facebook groups and forums, etc.). If you would like to use this file for distance learning, please contact us directly for permission at <https://www.themeasuredmom.com/contact/>.



Check out these resources from the shop!



Get my book!



Reach All Readers

Using the Science of Reading
to Transform Your
Literacy Instruction

Anna Geiger

FOREWORD BY DR. STEPHANIE STOLLAR

JOSSEY-BASS
A Cengage Brand

<https://themeasuredmom.lpages.co/reach-all-readers/>

Find me here

Blog: <https://www.themeasuredmom.com/>

Membership: <https://membership.themeasuredmom.com/>

Podcast: <https://www.themeasuredmom.com/triplerteachingpodcast/>

Facebook: <https://www.facebook.com/themeasuredmom/>

Pinterest: <https://www.pinterest.com/themeasuredmom/>

Instagram: <https://www.instagram.com/themeasuredmom/>

Contact: <https://www.themeasuredmom.com/contact/>

Printing trouble?

If the file is printing strangely (usually with extra black boxes), please download the free Adobe Reader to your computer. Open and print using that program. 99% of the time, this solves it!

You can get it here: <https://get.adobe.com/reader/>



You're invited to join The Measured Mom Plus!

– our membership site for Pre-K to 3rd grade educators –



Save hours of time with our one-click printable library. You'll get access to thousands of resources for Pre-K through third grade!

Learn more about the science of reading with our recorded webinars and simple science of reading roadmaps. You can watch them 24/7!

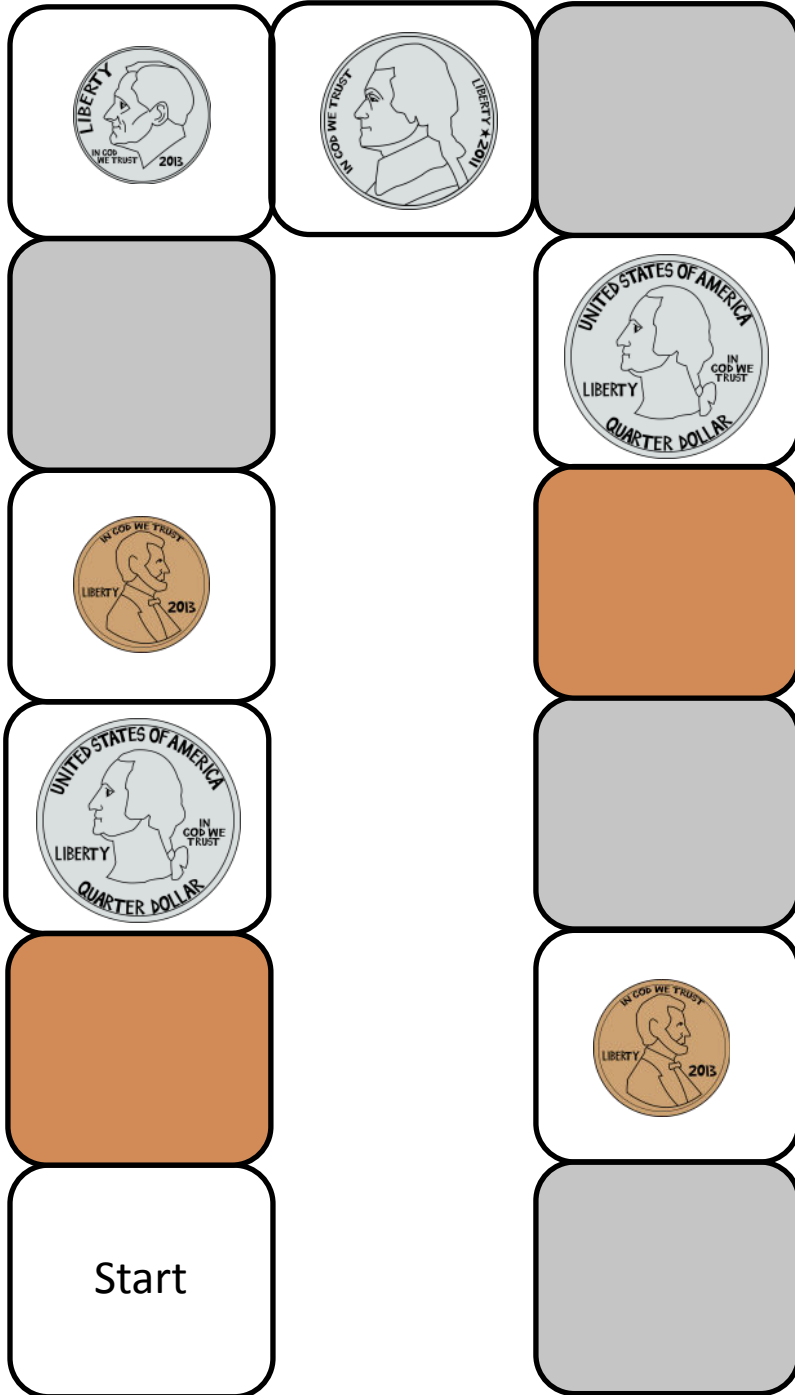
Get hundreds of no-print resources for free, and save 50% in the member shop.

Get access to The Literacy Circle, our safe and supportive community exclusively for members.

LEARN MORE

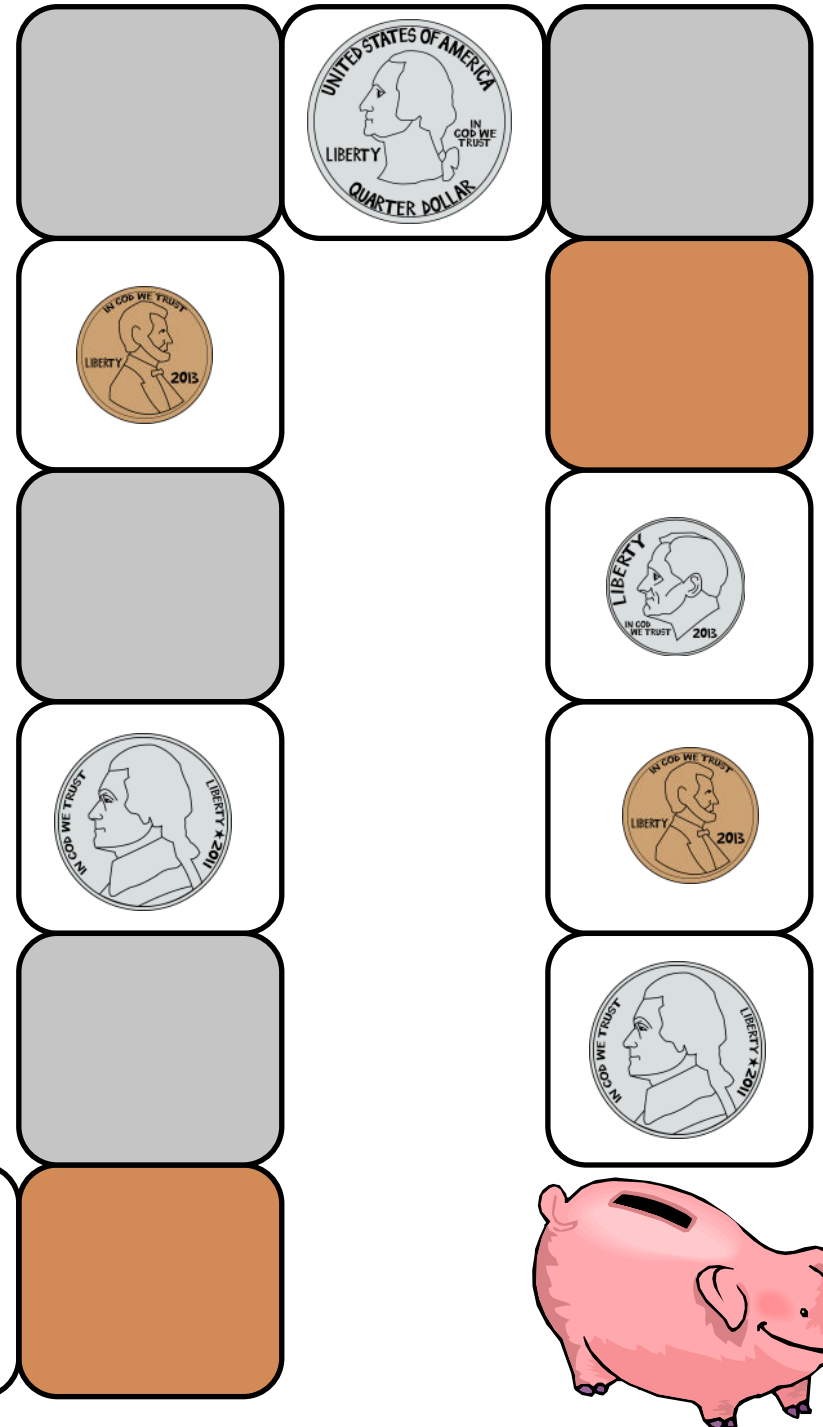


Collecting Coins



For personal or classroom use only.
May not be sold or distributed.
Pdf file may not appear on another website.

© 2014 themeasuredmom.com — coin clip art by Poppydreamz



Collecting Coins

















Directions:

1. Gather a large collection of real coins. Give each player 5 quarters, 5 dimes, 5 nickels, and 5 pennies.
2. Put the rest of the coins in an open container.
3. Each player takes turn rolling a die and moving that number of spaces.
4. If a player lands on a picture of a coin, he gets ONE of those coins from the container and his turn is over.
5. If a player lands on a colored space, he draws a card and either GETS coins from the container or GIVES coins from his pile according to the card. If he does not have the correct amount of coins to give, he gives as many as he has.

How to win:

Version One: The game is over when all players have reached the piggy bank. Each player counts up his coins. Whoever has the most coins wins the game

Version Two: The game is over when all players have reached the piggy bank. Have a grown-up help by adding up the coins' value. Whoever has the most money is the winner.

<p>Pay 5 pennies</p> 	<p>Pay 3 dimes</p> 	<p>Pay 2 nickels</p> 	<p>Pay 3 quarters</p> 
<p>Pay 5 dimes</p> 	<p>Pay 6 quarters</p> 	<p>Pay 8 quarters</p> 	<p>Pay 7 nickels</p> 
 <p>Get 10 quarters</p>	 <p>Get 12 dimes</p>	 <p>Get 9 pennies</p>	 <p>Get 11 nickels</p>
<p>Pay 2 pennies</p> 	<p>Pay 3 dimes</p> 	<p>Pay 5 pennies</p> 	<p>Pay 2 nickels</p> 

© 2014 themeasuredmom.com

For personal or classroom use only.
May not be sold or distributed. Pdf file may not appear on another website.