

Editable Vocabulary Game

Please visit themeasuredmom.com to learn how to use this printable:

<https://www.themeasuredmom.com/free-printable-vocabulary-game-for-grades-3-5/>


Thank you for respecting our Terms of Use



The unauthorized reproduction or distribution of a copyrighted work is illegal. Criminal copyright infringement, including infringement without monetary gain, is investigated by the FBI and is punishable by fines and federal imprisonment.

- **YOU MAY** use this file for your own personal, non-commercial use.
- **YOU MAY** print as many copies as you'd like to use in your classroom, home, public library, or tutoring setting.
- **YOU MAY** download this file by visiting <https://www.themeasuredmom.com>.
- **YOU MAY** save this file on your computer.
- **YOU MAY** share the link to the web page where the printable can be found.
- **YOU MAY NOT** link directly to the pdf file. Instead, link to the web page where it can be downloaded.
- **YOU MAY NOT** alter this file or claim this file as your own.
- **YOU MAY NOT** sell or in any way profit from this file. It is also illegal to print this file and sell the printed copy.
- **YOU MAY NOT** use this or any other printable from The Measured Mom on Outschoool.
- **YOU MAY NOT** e-mail this file OR store it on any location where others can download it (Amazon Inspire, Dropbox, Facebook groups and forums, etc.). If you would like to use this file for distance learning, please contact us directly for permission at <https://www.themeasuredmom.com/contact/>.

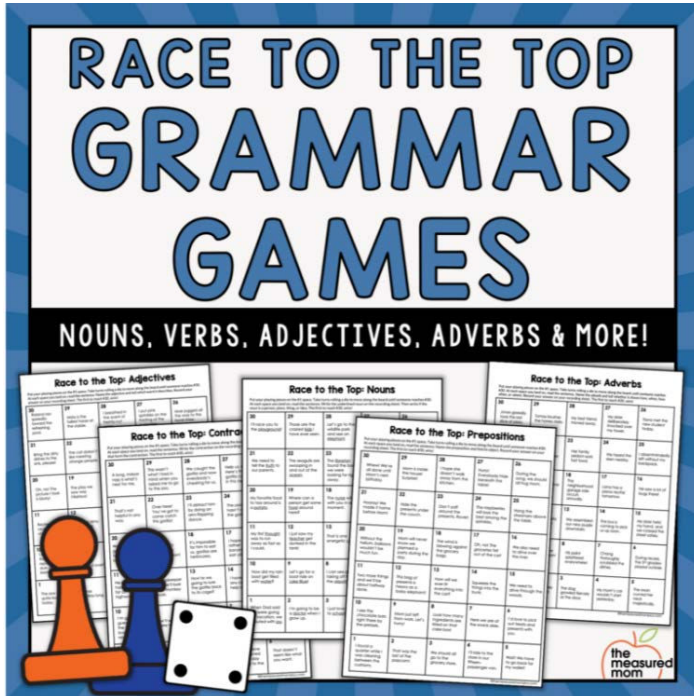
Credits



Check out these resources from the shop!

RACE TO THE TOP GRAMMAR GAMES

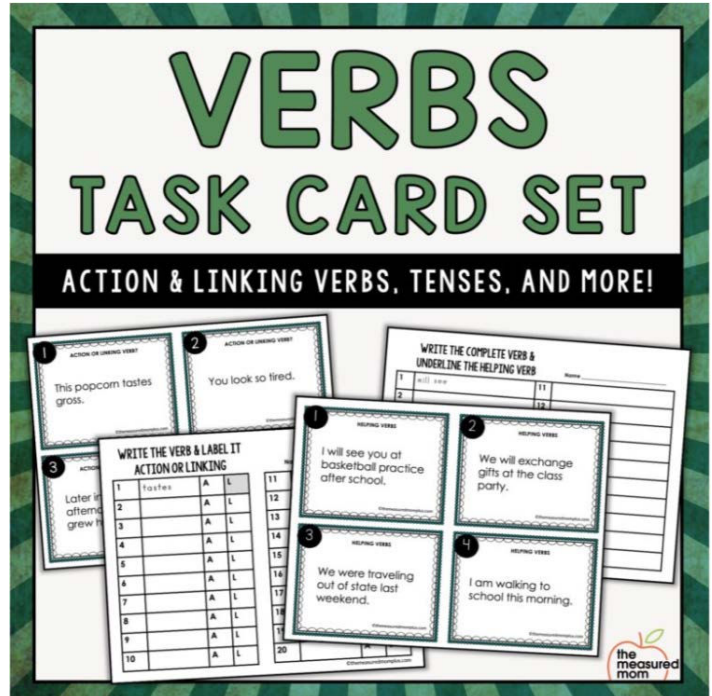
NOUNS, VERBS, ADJECTIVES, ADVERBS & MORE!



The cover displays several game boards for different parts of speech: Nouns, Verbs, Adjectives, and Adverbs. Each board is a grid with numbers and words. Game pieces include a red king, a blue king, and a white die. The logo 'the measured mom' is in the bottom right corner.

VERBS TASK CARD SET

ACTION & LINKING VERBS, TENSES, AND MORE!



The cover shows several task cards with examples of verbs and sentences. Examples include: 'This popcorn tastes gross.', 'You look so tired.', 'I will see you at basketball practice after school.', 'We will exchange gifts at the class party.', 'We were traveling out of state last weekend.', 'I am walking to school this morning.' The logo 'the measured mom' is in the bottom right corner.

ADD THE COMMAS

INCLUDES BOTH DIGITAL AND PRINT OPTIONS

Self-checking!

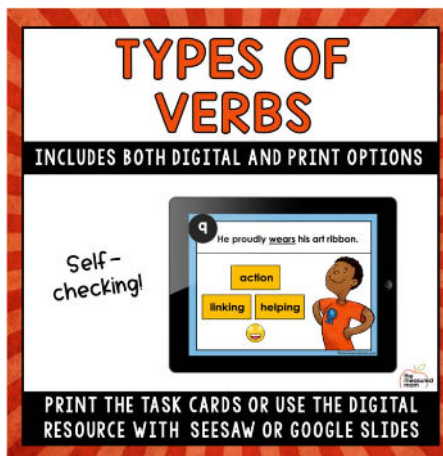


The cover shows a digital resource interface for adding commas to a sentence. The sentence is: 'That cactus is prickly, pretty, and powerful!'. The interface includes a 'Self-checking!' label and a 'Move this box to check your answer' button. The logo 'the measured mom' is in the bottom right corner.

TYPES OF VERBS

INCLUDES BOTH DIGITAL AND PRINT OPTIONS

Self-checking!



The cover shows a digital resource interface for identifying types of verbs. The sentence is: 'He proudly wears his art ribbon.' The interface includes a 'Self-checking!' label and buttons for 'action', 'linking', and 'helping'. The logo 'the measured mom' is in the bottom right corner.

LABEL PARTS OF SPEECH IN A SENTENCE

INCLUDES BOTH DIGITAL AND PRINT OPTIONS

Self-checking!



The cover shows a digital resource interface for labeling parts of speech in a sentence. The sentence is: 'The adorable puppy barked happily when I tossed him a ball.' The interface includes a 'Self-checking!' label and buttons for 'adjective', 'verb', and 'noun'. The logo 'the measured mom' is in the bottom right corner.

Get my book!



Reach All Readers

Using the Science of Reading
to Transform Your
Literacy Instruction

Anna Geiger

FOREWORD BY DR. STEPHANIE STOLLAR

JOSSEY-BASS
A Cengage Brand

<https://themeasuredmom.lpages.co/reach-all-readers/>

Find me here

Blog: <https://www.themeasuredmom.com/>

Membership: <https://membership.themeasuredmom.com/>

Podcast: <https://www.themeasuredmom.com/triplerteachingpodcast/>

Facebook: <https://www.facebook.com/themeasuredmom/>

Pinterest: <https://www.pinterest.com/themeasuredmom/>

Instagram: <https://www.instagram.com/themeasuredmom/>

Contact: <https://www.themeasuredmom.com/contact/>

Printing trouble?

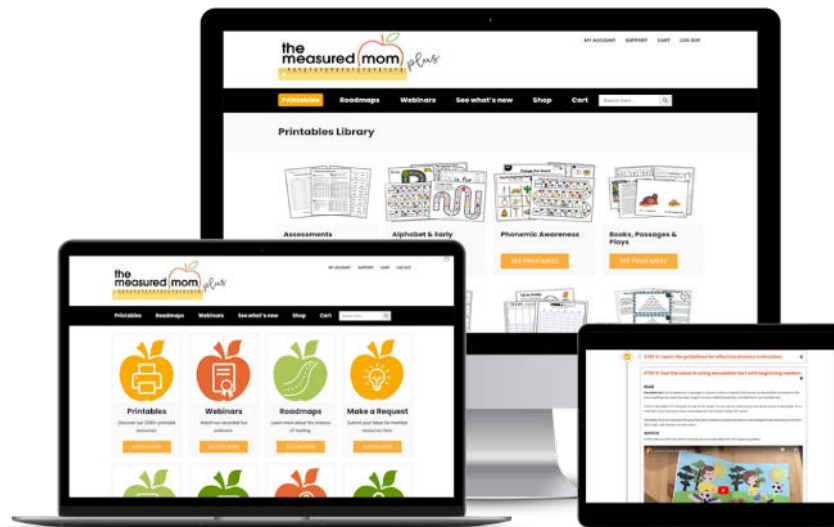
If the file is printing strangely (usually with extra black boxes), please download the free Adobe Reader to your computer. Open and print using that program. 99% of the time, this solves it!

You can get it here: <https://get.adobe.com/reader/>



You're invited to join The Measured Mom Plus!

– our membership site for Pre-K to 3rd grade educators –



Save hours of time with our one-click printable library. You'll get access to thousands of resources for Pre-K through third grade!

Learn more about the science of reading with our recorded webinars and simple science of reading roadmaps. You can watch them 24/7!

Get hundreds of no-print resources for free, and save 50% in the member shop.

Get access to The Literacy Circle, our safe and supportive community exclusively for members.

LEARN MORE



How to Use the Editable Cards at the End of the File

You can use the cards in two ways.

1 – Print the cards as is, and *write* in the words you want your students to practice.

2 – Type the words you want your students to practice, and then print the games.



IMPORTANT: If you want to type in the words, you must follow this tutorial for it to work. Please follow all these steps before sending an email for troubleshooting.

1 – To use the same font, go to Teachers Pay Teachers and log in (you can create an account for free if you don't have one). Download and install KG Neatly Printed from Kimberly Geswein to your computer (free for personal use).

Teachers Pay Teachers: <https://www.teacherspayteachers.com/>

KG Primary Penmanship font: <https://www.teacherspayteachers.com/Product/KG-Primary-Penmanship-Lined-Font-Personal-Use-549115>

2 - Download this document to your computer. Then open with the most recent version of Adobe Reader. You can get Adobe Reader for free here: <https://get.adobe.com/reader/>

(Do not try to edit before you download the file, or you may not be able to see the editable fields.)

Click on and type the spelling words in the blue boxes.

3 – Save your work and print the game(s).

The Vocabulary Game



Roll a die to move along the path. Then check the key below.
Draw a vocabulary card and follow the instructions. The first to End, wins!



Draw the word's meaning.
Can the other players guess
the word?



Give a strong definition of
the word.



Use the vocabulary word in a
thoughtful sentence that's at
least 7 words long.



Name a synonym OR an
example of the word.



Give the other players clues
(without using the word) to
see if they can guess it.



Act it out! Can the other
players guess the word?



A black and white line drawing of a person's head and shoulders. The person has a lightbulb on top of their head, with a small flame inside, indicating a bright idea or thought. The person has a neutral expression and is resting their chin on their hand. The entire illustration is enclosed within a thick black circular border.



7



