

I Spy Picture Mats

Please visit [themeasuredmom.com](https://www.themeasuredmom.com) to learn how to use this printable:

<https://www.themeasuredmom.com/build-vocabulary-i-spy-picture-mats/>

Thank you for respecting our Terms of Use



The unauthorized reproduction or distribution of a copyrighted work is illegal. Criminal copyright infringement, including infringement without monetary gain, is investigated by the FBI and is punishable by fines and federal imprisonment.

- **YOU MAY** use this file for your own personal, non-commercial use.
- **YOU MAY** print as many copies as you'd like to use in your classroom, home, public library, or tutoring setting.
- **YOU MAY** download this file by visiting <https://www.themeasuredmom.com>.
- **YOU MAY** save this file on your computer.
- **YOU MAY** share the link to the web page where the printable can be found.
- **YOU MAY NOT** link directly to the pdf file. Instead, link to the web page where it can be downloaded.
- **YOU MAY NOT** alter this file or claim this file as your own.
- **YOU MAY NOT** sell or in any way profit from this file. It is also illegal to print this file and sell the printed copy.
- **YOU MAY NOT** use this or any other printable from The Measured Mom on Outschoool.
- **YOU MAY NOT** e-mail this file OR store it on any location where others can download it (Amazon Inspire, Dropbox, Facebook groups and forums, etc.). If you would like to use this file for distance learning, please contact us directly for permission at <https://www.themeasuredmom.com/contact/>.

Credits

Images via iStock. Used with permission.



resources from the shop!

VOCABULARY PICTURE CARDS

500 CARDS IN TWO SIZES

The image displays a collection of vocabulary picture cards. The cards are organized into three main categories: Ocean Wildlife, Forest Animals, and Emotions. Each card features a small illustration of the item or emotion and its corresponding word label. The cards are shown in a collage format, overlapping each other to show different examples.

OCEAN WILDLIFE

- shark
- clownfish
- octopus
- starfish
- seahorse
- crab
- whale
- squid
- lobster
- sea turtle
- clam
- orca

FOREST ANIMALS

- bear
- deer
- squirrel
- chipmunk
- acorn
- pine cone

EMOTIONS

- happy
- bored
- confused
- proud
- sad
- worried

Preschool Math Curriculum

SIMPLE ACTIVITIES FOR HOME


The image displays a collection of educational materials for preschool mathematics. At the top, the title "Preschool Math Curriculum" is written in large, green, rounded letters, followed by the subtitle "SIMPLE ACTIVITIES FOR HOME" in white capital letters on a black background. Below this, there's a collage of various worksheets and activity cards. These include:

- A worksheet titled "HOW TO TEACH Sorting & Matching" with sections for "About this skill", "What your learner will learn", and "Beyond the box".
- A worksheet titled "READ ABOUT DOTS AND A NUMBER LINE" with instructions for reading and writing numbers.
- A worksheet titled "SORT ON A NUMBER TRAY" with instructions for sorting objects by number.
- A worksheet titled "BASIC BOARD GAME" with instructions for playing a board game.
- A worksheet titled "EMPTY TOWERS" with instructions for building towers of blocks.
- A worksheet titled "UNO-CLIP-IT!" with instructions for a card game.
- A worksheet titled "DRAWING TRAIN" with instructions for drawing a train.
- A worksheet titled "COUNTING STICKS" with instructions for counting sticks.
- A worksheet titled "CLEAR UP" with instructions for clearing up toys.
- A worksheet titled "SORTING BY SIZE" with instructions for sorting objects by size.
- A worksheet titled "CARTOON MATCH" with instructions for matching cartoon characters.
- A worksheet titled "ROLL THE TRAIN" with instructions for rolling a train.

There are also illustrations of colorful building blocks (orange, green, blue, yellow, red) and a small apple logo with the text "the measured mom".

LETTER SOUND GAMES & ACTIVITIES

BEGINNING, MIDDLE & FINAL SOUNDS



Final Letter Race

Game for beginning, middle, and final sounds. Includes a race track and a list of words to be read and colored.

Middle Letter BUMP

Game for beginning, middle, and final sounds. Includes a board with letters and a list of words to be read and colored.

Roll & Color: Beginning Letter

Game for beginning, middle, and final sounds. Includes a board with letters and a list of words to be read and colored.

Letter Match

Game for beginning, middle, and final sounds. Includes a board with letters and a list of words to be read and colored.

ALPHABET

GAMES & ACTIVITIES

INCLUDES EDITABLE GAMES

Alphabet Story

Alphabet BINGO

My ABC Book

Alphabet

Drill & Read the Alphabet

Name the Letter

Cut and Glue

Get my book!



Reach All Readers

Using the Science of Reading
to Transform Your
Literacy Instruction

Anna Geiger

FOREWORD BY DR. STEPHANIE STOLLAR

JOSSEY-BASS
A Cengage Brand

<https://themeasuredmom.lpages.co/reach-all-readers/>

Find me here

Blog: <https://www.themeasuredmom.com/>

Membership: <https://membership.themeasuredmom.com/>

Podcast: <https://www.themeasuredmom.com/triplerteachingpodcast/>

Facebook: <https://www.facebook.com/themeasuredmom/>

Pinterest: <https://www.pinterest.com/themeasuredmom/>

Instagram: <https://www.instagram.com/themeasuredmom/>

Contact: <https://www.themeasuredmom.com/contact/>

Printing trouble?

If the file is printing strangely (usually with extra black boxes), please download the free Adobe Reader to your computer. Open and print using that program. 99% of the time, this solves it!

You can get it here: <https://get.adobe.com/reader/>



You're invited to join The Measured Mom Plus!

– our membership site for Pre-K to 3rd grade educators –



Save hours of time with our one-click printable library. You'll get access to thousands of resources for Pre-K through third grade!

Learn more about the science of reading with our recorded webinars and simple science of reading roadmaps. You can watch them 24/7!


Get hundreds of no-print resources for free, and save 50% in the member shop.

Get access to The Literacy Circle, our safe and supportive community exclusively for members.

LEARN MORE



I SPY Farm Animals



For the Teacher or Parent

©Anna Geiger – themeasuredmom.com

Level/ 1

Name the animals one by one. Mix them up.

I spy ...

a pig, goat, duck, rooster, sheep, horse, goose, chicken, cow

Level/ 2

Mix in animal noises with your clues.

- I spy an animal that says "oink."
- Find the goose.
- Which animal says "Moo?" etc.

Level/ 3


Include clues about animal facts.

- This animal eats slop.
- Find an animal that lays eggs.
- I spy an animal that can pull a wagon. etc.

Level/ 4

Include clues about animal babies.

- I spy an animal whose baby is called a calf.
- This animal's baby is called a chick.



For the Teacher or Parent

©Anna Geiger – themeasuredmom.com

Level/ 1

Name the animals one by one. Mix them up.

I spy ...

a cat, goldfish, turtle,
bird, rabbit, dog,
hamster, frog

Level/ 2

Mix in animal noises with your clues.

- I spy an animal that says "woof."
- Find the rabbit.
- Which animal says "Meow?" etc.

Level/ 3


Include clues about animal facts.

- This animal likes to eat mice.
- This animal has a hard shell.
- This animal can hop really far.

Level/ 4

Include clues about animal babies.

- This animal's babies start as eggs. Then they hatch and are called tadpoles.
- This animal has babies called puppies. etc.



For the Teacher or Parent

©Anna Geiger – themeasuredmom.com

Level/ 1

Have your learner cover vegetables by their color.

- I spy a red vegetable.
- I spy four green vegetables. Can you cover them all?
etc.

Level/ 2

Name the vegetables one by one. Mix them up.

I spy ...

a pumpkin, green beans,
broccoli, carrots, lettuce,
tomatoes, cauliflower,
zucchini

Level/ 3

Include clues about how we eat the vegetables.

- I spy a vegetable that you can put in a pie.
- I spy a vegetable that you like to eat raw.
etc.

Level/ 4

Include clues about parts of plants.

- I spy a vegetable that is the leaf of a plant.
- I spy a vegetable that is the flower of a plant.
etc.



For the Teacher or Parent

©Anna Geiger – themeasuredmom.com

Level/ 1

Have your learner cover vegetables by their color.

- I spy a red vegetable.
- I spy four green vegetables. Can you cover them all? etc.

Level/ 2

Name the vegetables one by one. Mix them up.

I spy ...

asparagus, corn, a potato, celery, cucumber, onion, peas, and a pepper.

Level/ 3


Include clues about how we eat the vegetables.

- I spy a vegetable that we sometimes eat on a cob.
- I spy a vegetable that can be turned into a pickle.
- I spy a vegetable that we can use to make french fries.

Level/ 4

Include clues about parts of plants.

- I spy two vegetables that grow underground.
- I spy a vegetable that is actually the seed of a plant.



For the Teacher or Parent

©Anna Geiger – themeasuredmom.com

Level/ 1

Have your learner cover fruits by their color.

- I spy two green fruits.
- I spy a fruit that is pink on the inside.

Level/ 2

Name the fruits one by one. Mix them up.

I spy ...

a kiwi, a peach, raspberries, cherries, grapefruit, lemon, a pear, pineapple

Level/ 3


Include clues about how we eat the fruits.

- You can use this fruit to make lemonade.
- This fruit grows on bushes.
- Find a fruit whose peel you can eat.

Level/ 4

Include clues about the size of the fruit.

- I spy the largest fruit.
- I spy a fruit that's bigger than an orange.
- I spy a fruit that's about the size of a grape.



For the Teacher or Parent

©Anna Geiger – themeasuredmom.com

Level/ 1

Have your learner cover fruits by their color.

- I spy two green fruits.
- I spy an orange fruit.
- I spy a purple fruit.

Level/ 2

Name the fruits one by one. Mix them up.

I spy ...

a strawberry, a banana, blueberries, an apple, an orange, grapes, a plum, watermelon

Level/ 3

Include clues about how we eat the fruits.

- You have to peel this fruit before you can eat it.
- You can put this fruit in pancakes.
- This fruit is often squeezed to make juice.

Level/ 4

Include clues about the size of the fruit.

- Before you cut it, this fruit is usually bigger than your head.
- This fruit is smaller than a grapefruit but bigger than a tangerine.