

Concept of Number with a Hundred Chart

Please visit [themeasuredmom.com](https://www.themeasuredmom.com) to learn how to use this printable:

<https://www.themeasuredmom.com/number-sense-game-for-kids/>

Thank you for respecting our Terms of Use



The unauthorized reproduction or distribution of a copyrighted work is illegal. Criminal copyright infringement, including infringement without monetary gain, is investigated by the FBI and is punishable by fines and federal imprisonment.

- **YOU MAY** use this file for your own personal, non-commercial use.
- **YOU MAY** print as many copies as you'd like to use in your classroom, home, public library, or tutoring setting.
- **YOU MAY** download this file by visiting <https://www.themeasuredmom.com>.
- **YOU MAY** save this file on your computer.
- **YOU MAY** share the link to the web page where the printable can be found.
- **YOU MAY NOT** link directly to the pdf file. Instead, link to the web page where it can be downloaded.
- **YOU MAY NOT** alter this file or claim this file as your own.
- **YOU MAY NOT** sell or in any way profit from this file. It is also illegal to print this file and sell the printed copy.
- **YOU MAY NOT** use this or any other printable from The Measured Mom on Outschoool.
- **YOU MAY NOT** e-mail this file OR store it on any location where others can download it (Amazon Inspire, Dropbox, Facebook groups and forums, etc.). If you would like to use this file for distance learning, please contact us directly for permission at <https://www.themeasuredmom.com/contact/>.


Clip art by Graphics from the Pond,
Whimsy Workshop Teaching,
Littlered & Educlips



Check out these resources from the shop!

KINDERGARTEN MATH GAMES FOR THE WHOLE YEAR


100 NO-PREP GAMES FOR SINGLE PLAYERS



the measured mom

1st GRADE MATH GAMES FOR THE WHOLE YEAR

150 NO-PREP GAMES FOR SINGLE PLAYERS



the measured mom

SKIP COUNTING BY 10

INCLUDES BOTH DIGITAL AND PRINT OPTIONS

Self-checking!

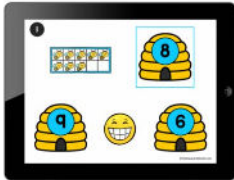


PRINT THE CLIP CARDS OR USE THE DIGITAL RESOURCE WITH GOOGLE SLIDES™

TEN FRAMES #1-20 BEE THEME

INCLUDES BOTH DIGITAL AND PRINT OPTIONS

Self-checking!




PRINT THE CLIP CARDS OR USE THE DIGITAL RESOURCE WITH SEESAW OR GOOGLE SLIDES

COUNT THE SWIMMERS #1-20

INCLUDES BOTH DIGITAL AND PRINT OPTIONS

Self-checking!



PRINT THE CLIP CARDS OR USE THE DIGITAL RESOURCE WITH SEESAW OR GOOGLE SLIDES

Get my book!



Reach All Readers

Using the Science of Reading
to Transform Your
Literacy Instruction

Anna Geiger

FOREWORD BY DR. STEPHANIE STOLLAR

JOSSEY-BASS
A Cengage Brand

<https://themeasuredmom.lpages.co/reach-all-readers/>

Find me here

Blog: <https://www.themeasuredmom.com/>

Membership: <https://membership.themeasuredmom.com/>

Podcast: <https://www.themeasuredmom.com/triplerteachingpodcast/>

Facebook: <https://www.facebook.com/themeasuredmom/>

Pinterest: <https://www.pinterest.com/themeasuredmom/>

Instagram: <https://www.instagram.com/themeasuredmom/>

Contact: <https://www.themeasuredmom.com/contact/>

Printing trouble?

If the file is printing strangely (usually with extra black boxes), please download the free Adobe Reader to your computer. Open and print using that program. 99% of the time, this solves it!

You can get it here: <https://get.adobe.com/reader/>



You're invited to join The Measured Mom Plus!

- our membership site for Pre-K to 3rd grade educators -



Save hours of time with our one-click printable library. You'll get access to thousands of resources for Pre-K through third grade!

Learn more about the science of reading with our recorded webinars and simple science of reading roadmaps. You can watch them 24/7!

Get hundreds of no-print resources for free, and save 50% in the member shop.


Get access to The Literacy Circle, our safe and supportive community exclusively for members.

LEARN MORE





Prompt Cards

**Do you
have this
many?**





©themeasuredmom.com

**Do you
want this
many?**



©themeasuredmom.com


**Could a
person
have this
many?**



©themeasuredmom.com

Yes

No




80 paper clips

©themeasuredmom.com




32 houses

©themeasuredmom.com




15 toys

©themeasuredmom.com




100 crayons

©themeasuredmom.com



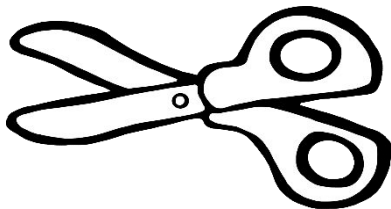
13 chips

©themeasuredmom.com




33 cats

©themeasuredmom.com



49 pairs of scissors

©themeasuredmom.com



99 books

©themeasuredmom.com



10 back packs

©themeasuredmom.com



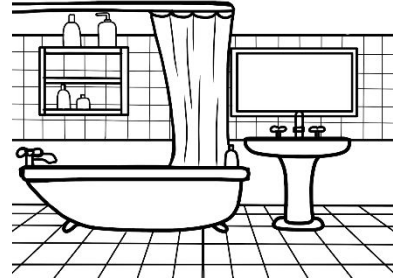
2 cupcakes

©themeasuredmom.com



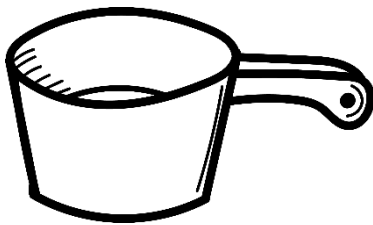
4 shirts

©themeasuredmom.com




16 bathrooms

©themeasuredmom.com




3 pots

©themeasuredmom.com




6 mittens

©themeasuredmom.com




78 rings

©themeasuredmom.com




50 beds

©themeasuredmom.com



19 flowers

©themeasuredmom.com




68 cars

©themeasuredmom.com




100 leaves

©themeasuredmom.com




44 baby brothers

©themeasuredmom.com




5 wheelbarrows

©themeasuredmom.com




19 gumballs

©themeasuredmom.com



22 socks

©themeasuredmom.com



39 whistles

©themeasuredmom.com

1	2	3	4	5	6	7	8	9	10
11	12	13	14	15	16	17	18	19	20
21	22	23	24	25	26	27	28	29	30
31	32	33	34	35	36	37	38	39	40
41	42	43	44	45	46	47	48	49	50
51	52	53	54	55	56	57	58	59	60
61	62	63	64	65	66	67	68	69	70
71	72	73	74	75	76	77	78	79	80
81	82	83	84	85	86	87	88	89	90
91	92	93	94	95	96	97	98	99	100

To play:

1. Print out the Yes & No mat and the cards. Cut apart the cards.
2. Take turns rolling a die.
3. When you roll the die, refer to the question cards to find out which question to ask.
4. Draw a picture card. Locate the number on the 100s chart. You can cover it, color it, or just point to it.
5. Ask yourself the question in relation to the card. For example: Do you want 6 mittens? Could a person have 22 socks? Do you have 100 crayons?
5. After you decide on a "yes" or "no" answer, place your card on the proper section of the Yes & No mat.