

# Positional Words Emergent Reader

Please visit [themeasuredmom.com](https://www.themeasuredmom.com) to learn how to use this printable:

<https://www.themeasuredmom.com/free-positional-words-activity/>

## Thank you for respecting our Terms of Use



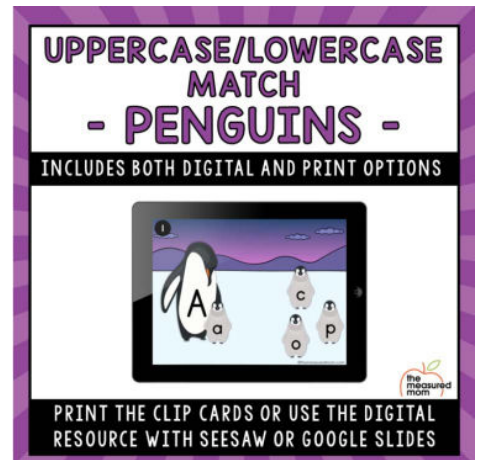

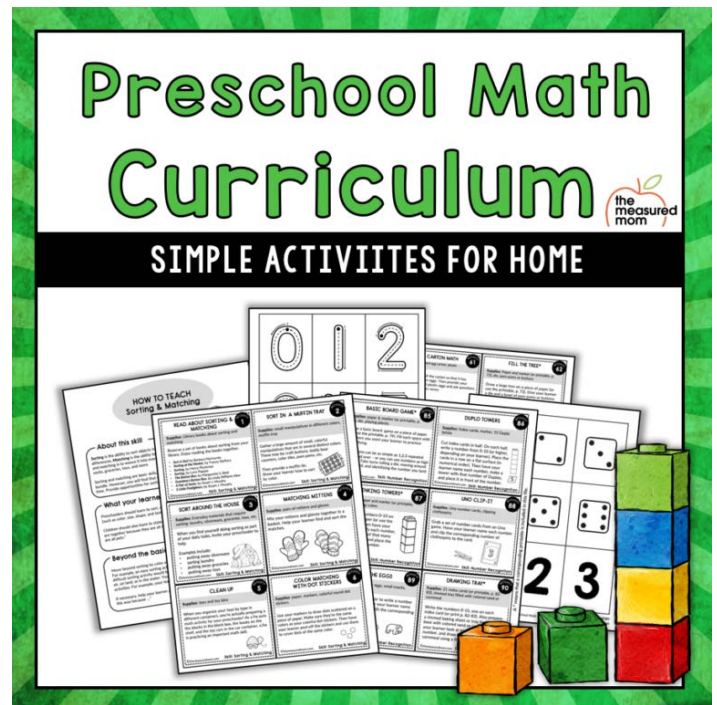

*The unauthorized reproduction or distribution of a copyrighted work is illegal. Criminal copyright infringement, including infringement without monetary gain, is investigated by the FBI and is punishable by fines and federal imprisonment.*

- **YOU MAY** use this file for your own personal, non-commercial use.
- **YOU MAY** print as many copies as you'd like to use in your classroom, home, public library, or tutoring setting.
- **YOU MAY** download this file by visiting <https://www.themeasuredmom.com>.
- **YOU MAY** save this file on your computer.
- **YOU MAY** share the link to the web page where the printable can be found.
- **YOU MAY NOT** link directly to the pdf file. Instead, link to the web page where it can be downloaded.
- **YOU MAY NOT** alter this file or claim this file as your own.
- **YOU MAY NOT** sell or in any way profit from this file. It is also illegal to print this file and sell the printed copy.
- **YOU MAY NOT** use this or any other printable from The Measured Mom on Outschoool.
- **YOU MAY NOT** e-mail this file OR store it on any location where others can download it (Amazon Inspire, Dropbox, Facebook groups and forums, etc.). If you would like to use this file for distance learning, please contact us directly for permission at <https://www.themeasuredmom.com/contact/>.

Clip art by Whimsy Workshop Teaching



# Check out these resources from the shop!



# Get my book!



## Reach All Readers

Using the Science of Reading  
to Transform Your  
Literacy Instruction

Anna Geiger

FOREWORD BY DR. STEPHANIE STOLLAR

JOSSEY-BASS  
A Cengage Brand

<https://themeasuredmom.lpages.co/reach-all-readers/>

## Find me here

**Blog:** <https://www.themeasuredmom.com/>

**Membership:** <https://membership.themeasuredmom.com/>

**Podcast:** <https://www.themeasuredmom.com/triplerteachingpodcast/>

**Facebook:** <https://www.facebook.com/themeasuredmom/>

**Pinterest:** <https://www.pinterest.com/themeasuredmom/>

**Instagram:** <https://www.instagram.com/themeasuredmom/>

**Contact:** <https://www.themeasuredmom.com/contact/>

## Printing trouble?

**If the file is printing strangely** (usually with extra black boxes), please download the free Adobe Reader to your computer. Open and print using that program. 99% of the time, this solves it!

You can get it here: <https://get.adobe.com/reader/>



# You're invited to join The Measured Mom Plus!

– our membership site for Pre-K to 3rd grade educators –



**Save hours of time with our one-click printable library.** You'll get access to thousands of resources for Pre-K through third grade!

**Learn more about the science of reading with our recorded webinars and simple science of reading roadmaps.** You can watch them 24/7!


**Get hundreds of no-print resources for free, and save 50% in the member shop.**

**Get access to The Literacy Circle,** our safe and supportive community exclusively for members.

**LEARN MORE**





# Where is the Butterfly?



© themeasuredmom.com




The butterfly is above the flowers.



The butterfly is between the bees.

2




The butterfly is beside the tree.

3



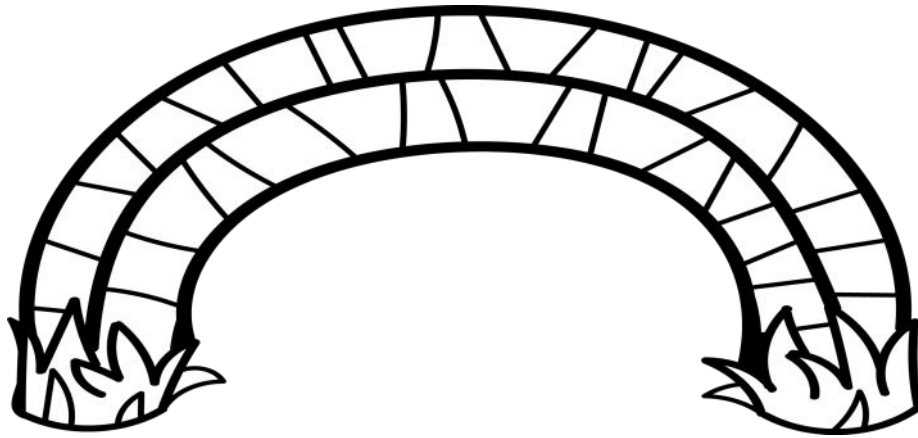
The butterfly is in front of the kitten.

4




The butterfly is on top of the frog.

5



The butterfly is below the bridge.

6









The butterfly is near the girl.

7







The butterfly is under the net.




# Where is the Frog?



© themeasuredmom.com

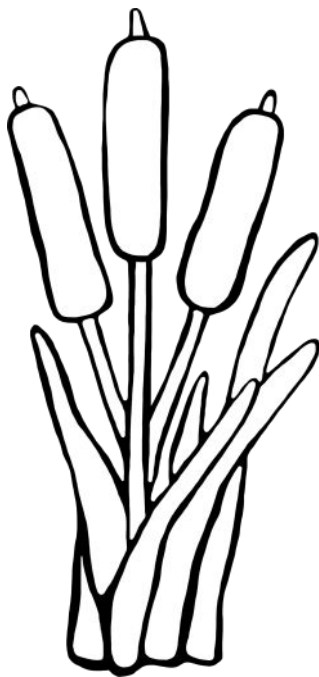


The frog is on top of the lily pad.




The frog is in the pond.

2




The frog is next to the reeds.

3




The frog is in front of the log.

4



The frog is between the mushrooms.

5




The frog is beside the boy.

6











The frog is close to the fly.



7



The frog is far from the snake.



# Where is the Chick?




The chick is out of the barn.



The chick is on top of the tractor.


2



The chick is below the duck.


3






The chick is beside the goat.

4





The chick is in front of the hay.

5




The chick is near the hen.

6



The chick is between the duck and the cat.

7



The chick is far from the fox.

8

