

Vocabulary Power Activity

Please visit [themeasuredmom.com](https://www.themeasuredmom.com) to learn how to use this printable:

<https://www.themeasuredmom.com/review-vocabulary/>

Thank you for respecting our Terms of Use



The unauthorized reproduction or distribution of a copyrighted work is illegal. Criminal copyright infringement, including infringement without monetary gain, is investigated by the FBI and is punishable by fines and federal imprisonment.

- **YOU MAY** use this file for your own personal, non-commercial use.
- **YOU MAY** print as many copies as you'd like to use in your classroom, home, public library, or tutoring setting.
- **YOU MAY** download this file by visiting <https://www.themeasuredmom.com>.
- **YOU MAY** save this file on your computer.
- **YOU MAY** share the link to the web page where the printable can be found.
- **YOU MAY NOT** link directly to the pdf file. Instead, link to the web page where it can be downloaded.
- **YOU MAY NOT** alter this file or claim this file as your own.
- **YOU MAY NOT** sell or in any way profit from this file. It is also illegal to print this file and sell the printed copy.
- **YOU MAY NOT** use this or any other printable from The Measured Mom on Outschoool.
- **YOU MAY NOT** e-mail this file OR store it on any location where others can download it (Amazon Inspire, Dropbox, Facebook groups and forums, etc.). If you would like to use this file for distance learning, please contact us directly for permission at <https://www.themeasuredmom.com/contact/>.

Credits

Educlips, Kate Hadfield &
Graphics from the Pond



Check out these resources from the shop!

COMPREHENSION PASSAGES

Science Concepts

the measured mom

COMPREHENSION PASSAGES

Famous Americans

the measured mom

READER'S THEATER SCRIPTS

10 FAVORITE TALES FOR GRADES 1-3

the measured mom

NO-PREP MATH & LITERACY GAMES

120 GAMES STUDENTS CAN PLAY ALONE OR IN PAIRS

the measured mom


HANDWRITING WORKSHEETS

GIANT BUNDLE OF 330 WORKSHEETS

the measured mom



Get my book!



Reach All Readers

Using the Science of Reading
to Transform Your
Literacy Instruction

Anna Geiger

FOREWORD BY DR. STEPHANIE STOLLAR

JOSSEY-BASS
A Wiley Brand

<https://themeasuredmom.lpages.co/reach-all-readers/>

Find me here

Blog: <https://www.themeasuredmom.com/>

Membership: <https://membership.themeasuredmom.com/>

Podcast: <https://www.themeasuredmom.com/triplerteachingpodcast/>

Facebook: <https://www.facebook.com/themeasuredmom/>

Pinterest: <https://www.pinterest.com/themeasuredmom/>

Instagram: <https://www.instagram.com/themeasuredmom/>

Contact: <https://www.themeasuredmom.com/contact/>

Printing trouble?


If the file is printing strangely (usually with extra black boxes), please download the free Adobe Reader to your computer. Open and print using that program. 99% of the time, this solves it!

You can get it here: <https://get.adobe.com/reader/>



You're invited to join The Measured Mom Plus!

- our membership site for Pre-K to 3rd grade educators -



Save hours of time with our one-click printable library. You'll get access to thousands of resources for Pre-K through third grade!

Learn more about the science of reading with our recorded webinars and simple science of reading roadmaps. You can watch them 24/7!

Get hundreds of no-print resources for free, and save 50% in the member shop.

Get access to The Literacy Circle, our safe and supportive community exclusively for members.

LEARN MORE




Teaching Tips


- Be sure to use Tier Two vocabulary (words that are commonly used in reading and writing but are harder than Tier One words) rather than Tier Three words (which are related to specific content and not words that your students would use often).
- Have students use the printable activity to review their vocabulary alone or in pairs.
- Students can do the activity without recording their answers, if desired. I recommend that they work in pairs if you go this route.
- You might choose to have students roll the die twice and do two activities for each word.
- If the following three pages are too “cutesy,” use the pages at the end without the extra clip art.
- Have a children’s dictionary on hand for students who need a reference.

VOCABULARY POWER


Roll & Review




Say the word in a sentence.




Name one or more synonyms.



Draw its meaning.




Say its meaning in your own words.




Name the part of speech.

noun, verb,
adjective, adverb



Pick one!

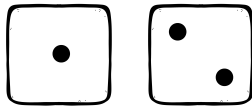
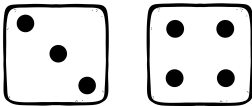

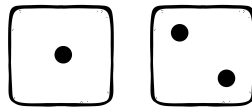
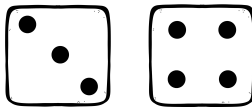


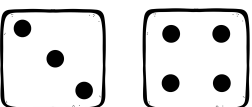

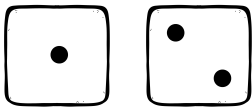
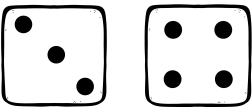


VOCABULARY POWER



Word

What did you roll?






Write or draw.

Word


What did you roll?

Write or draw.




VOCABULARY POWER


Roll & Review




Say the word in a sentence.




Name one or more synonyms.



Draw its meaning.




Say its meaning in your own words.




Name the part of speech.

noun, verb,
adjective, adverb



Pick one!

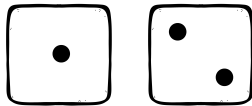
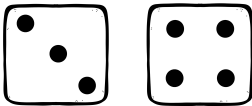

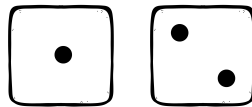
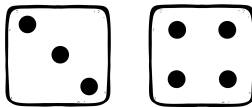


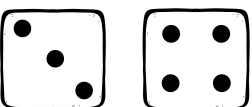

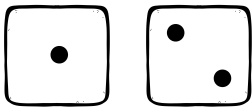
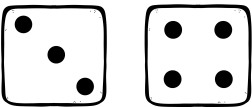

VOCABULARY POWER



Word

What did you roll?

Write or draw.

Word

What did you roll?

Write or draw.

