


# Thank you for checking out this product preview!


## FIND THE CVC WORD

### BEACH THEME




INCLUDES BOTH DIGITAL AND PRINT OPTIONS

Self-checking!




PRINT THE CLIP CARDS OR USE THE DIGITAL RESOURCE WITH SEESAW OR GOOGLE SLIDES

**This product from The Measured Mom® comes in three different versions:**



**Google Slides presentation  
& Seesaw activity**




**Printable clip cards**

When you purchase, you have the option of printing the clip cards and/or using the beach-themed digital version with Seesaw or Google Slides. The file includes specific instructions for using the digital version.

The Google Slides version includes 20 ocean-themed slides with the following instructions:

## DIRECTIONS

1. Look at the picture and name it.
2. Find the correct spelling.
3. Move the correct bucket next to the picture.



If you're doing this activity on an iPad, remember to click the tile ONCE to make it moveable. When you drag it, try not to click on the little squares. If the tile changes shape, click the undo button and try again.

The Seesaw activity has the same slides.

The print version includes 20 printable clip cards in both color and black & white. To save ink, the clip cards do not have a beach theme.

