If you like this freebie, you'll love Reach All Readers Plus!



All the literacy resources you need, in one place

Perfect for K-3rd grade and older struggling readers

- **3000+** trusted literacy resources
- **Sorted by skill** so you can find what you need fast
- **Low-prep** and easy to use
- **Ready when you are** for tomorrow's lesson

CLICK HERE TO LEARN MORE!

Word Matrix: AUD

A PRINTABLE RESOURCE FROM REACH ALL READERS

Thank you for respecting our Terms of Use

The unauthorized reproduction or distribution of a copyrighted work is illegal. Criminal copyright infringement, including infringement without monetary gain, is investigated by the FBI and is punishable by fines and federal imprisonment.

- **YOU MAY** use this file for your own personal, non-commercial use.
- **YOU MAY** print as many copies as you'd like to use in your classroom, home, public library, or tutoring setting.
- **YOU MAY** save this file on your computer.
- **YOU MAY NOT** alter this file or claim this file as your own.
- **YOU MAY NOT** sell or in any way profit from this file. It is also illegal to print this file and sell the printed copy.
- **YOU MAY NOT** e-mail this file OR store it on any location where others can download it (Dropbox, Facebook groups and forums, shared Google Drive folders, etc.).

©Anna Geiger – reachallreaders.com

HOW TO USE

Use this morpheme matrix to help your students practice forming and spelling words with the base element, AUD.

Begin by teaching the root. Here is a possible script for teaching the base element, AUD.

1. (Write “aud” on the board.)

2. Our new base element is “aud”. Let’s read it together. (aud)

3. AUD is related to a Latin word which means *hearing, listening,* or *sound.*

4. (Write “audible” on the board.)

5. Watch me scoop the parts as I read this word.

6. (Scoop your hand under the parts as you read the word aloud.)

7. The word is AUDIBLE. It means *able to be heard.*

8. (Post the following words on the board for all to read in unison as you scoop your hand under each word part.)

    - audible
    - audience
    - audiovisual
    - audit
    - audition
    - auditor
    - auditory
    - inaudible

Make sure all children can see the morpheme matrix or have their own copy. Show them how to use the matrix to build words with the base element, AUD.

Students can work alone or in partners to build and record as many words as they can.

©reachallreaders.com

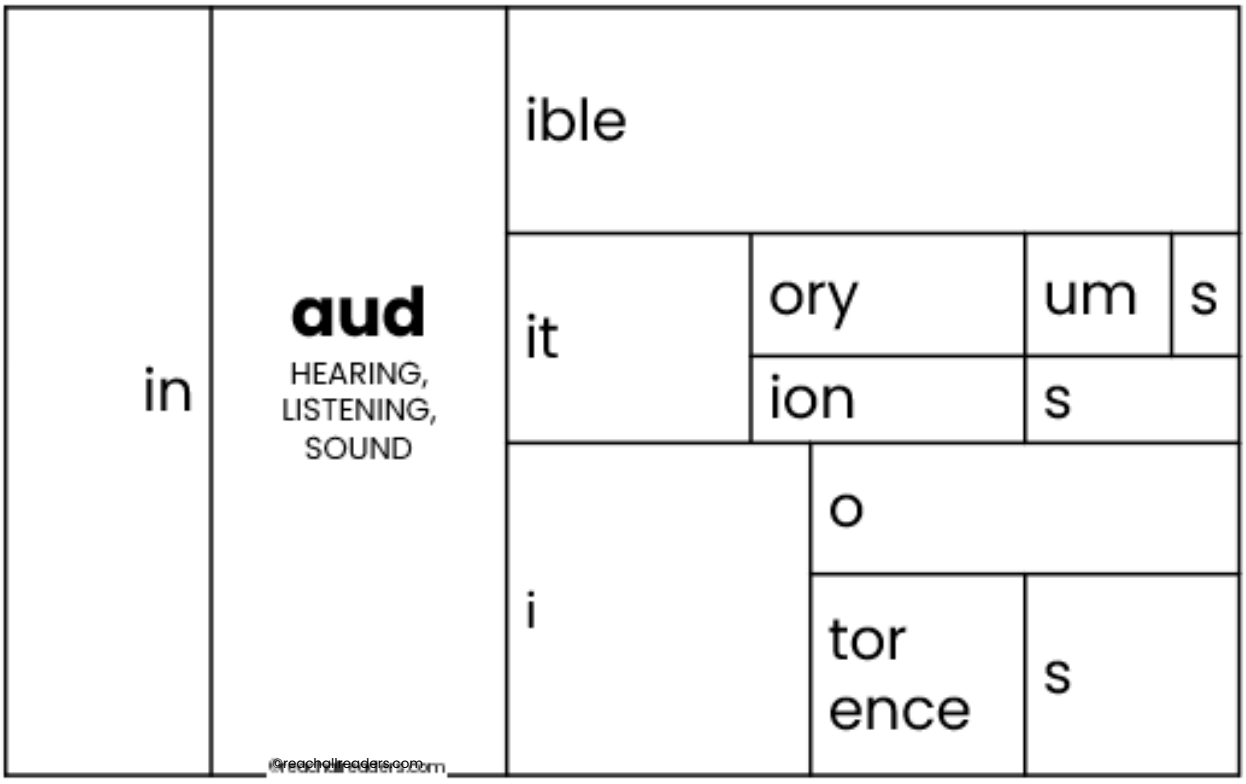
in
aud
HEARING, LISTENING, SOUND
ible
it
ory
um
s
ion
s
i
o
tor
ence
s
@reachallreaders.com

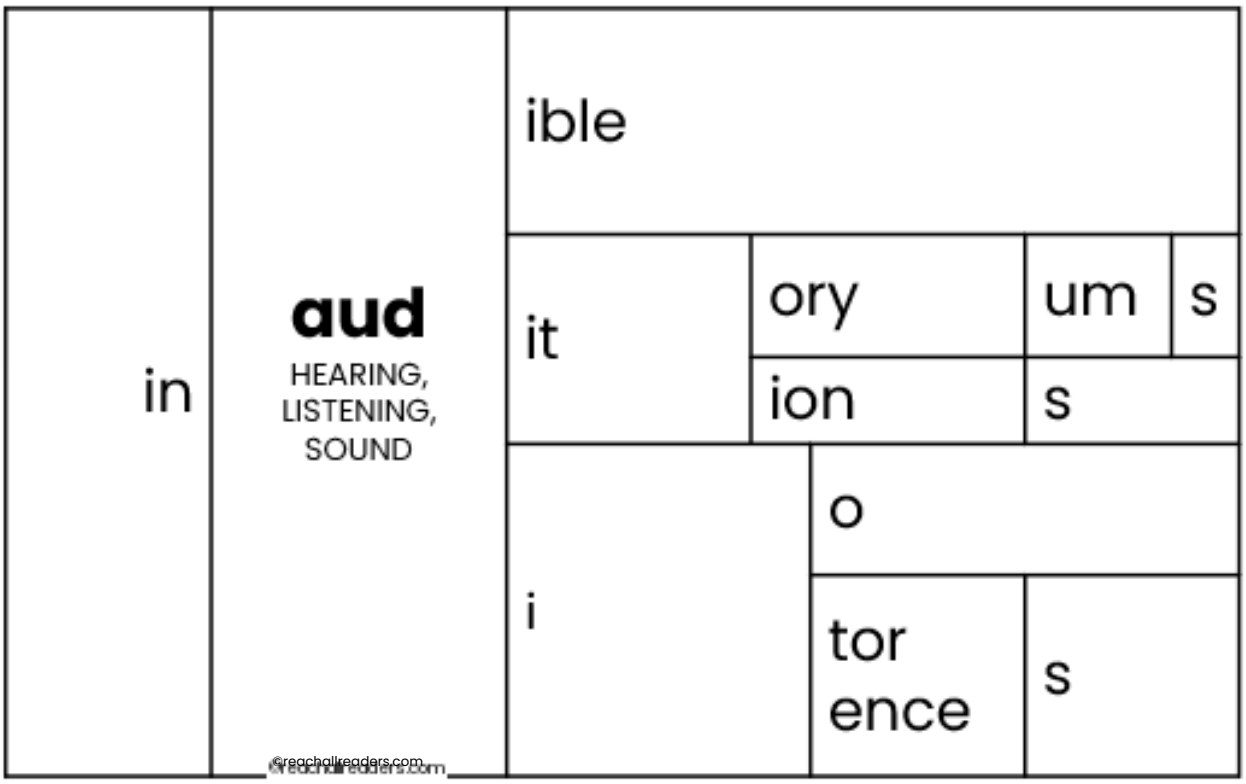
in
aud
HEARING, LISTENING, SOUND
ible
it
ory
um
s
ion
s
i
o
tor
ence
s
@reachallreaders.com

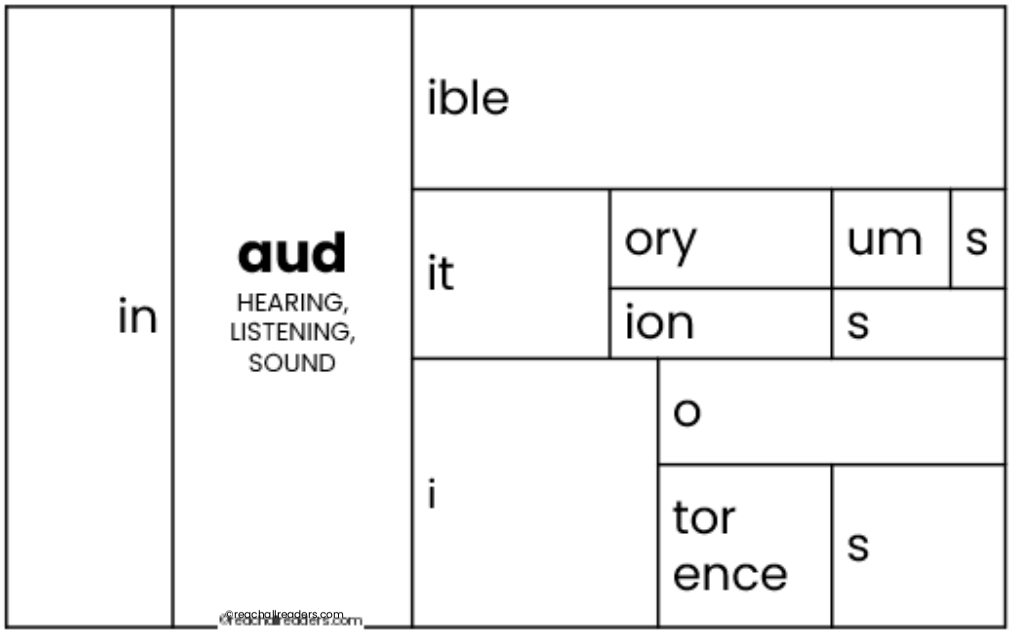
in
aud
HEARING, LISTENING, SOUND
ible
it
ory
um
s
ion
s
i
o
tor
ence
s
©reachallreaders.com

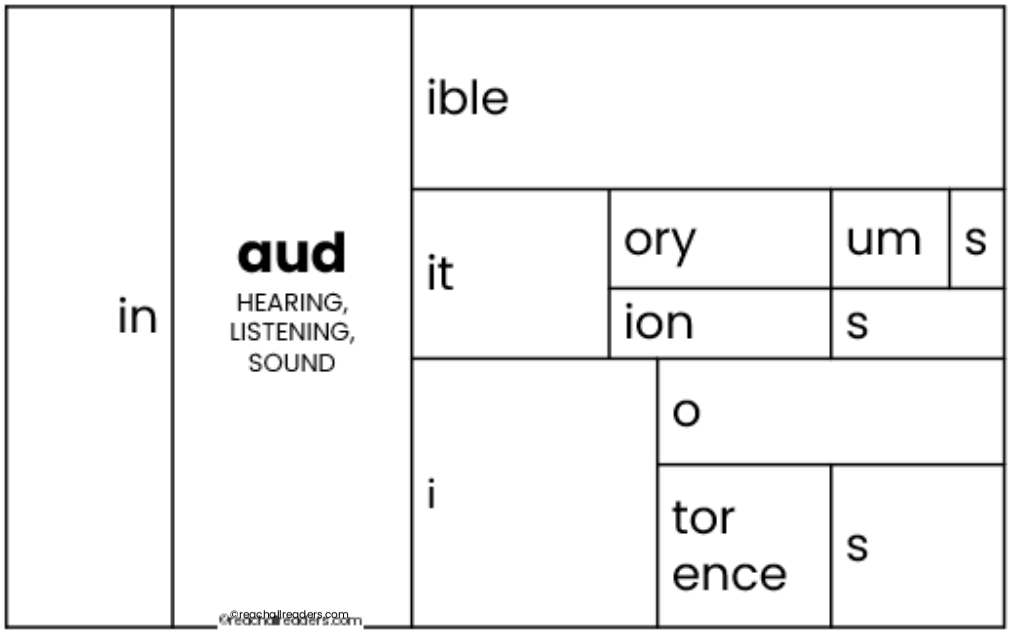
in
aud
HEARING, LISTENING, SOUND
ible
it
ory
um
s
ion
s
i
o
tor
ence
s
©reachallreaders.com

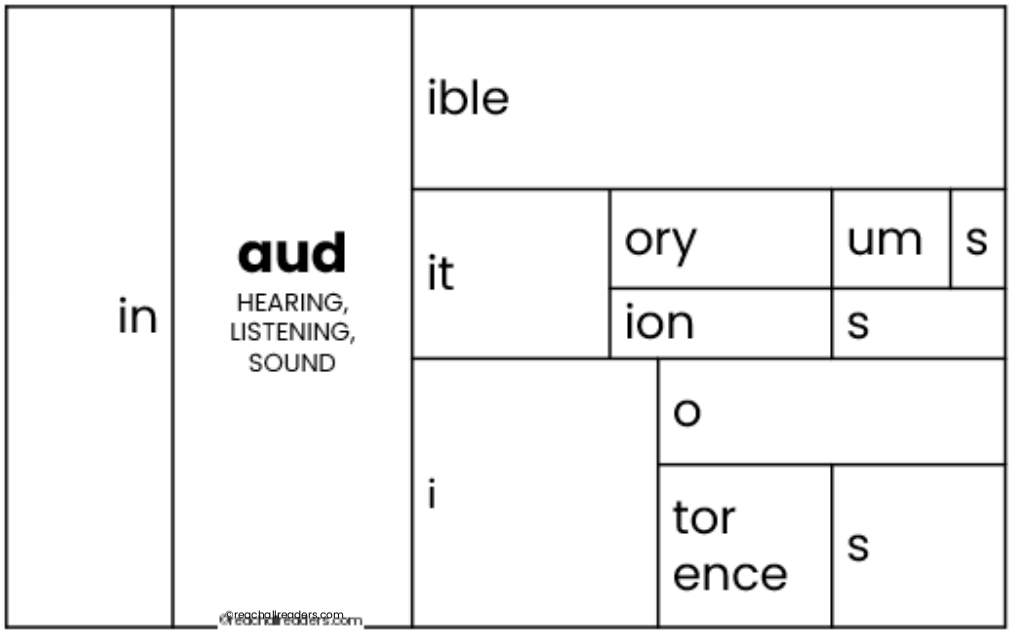
in
aud
HEARING, LISTENING, SOUND
ible
it
ory
um
s
ion
s
i
o
tor
ence
s
©reachallreaders.com

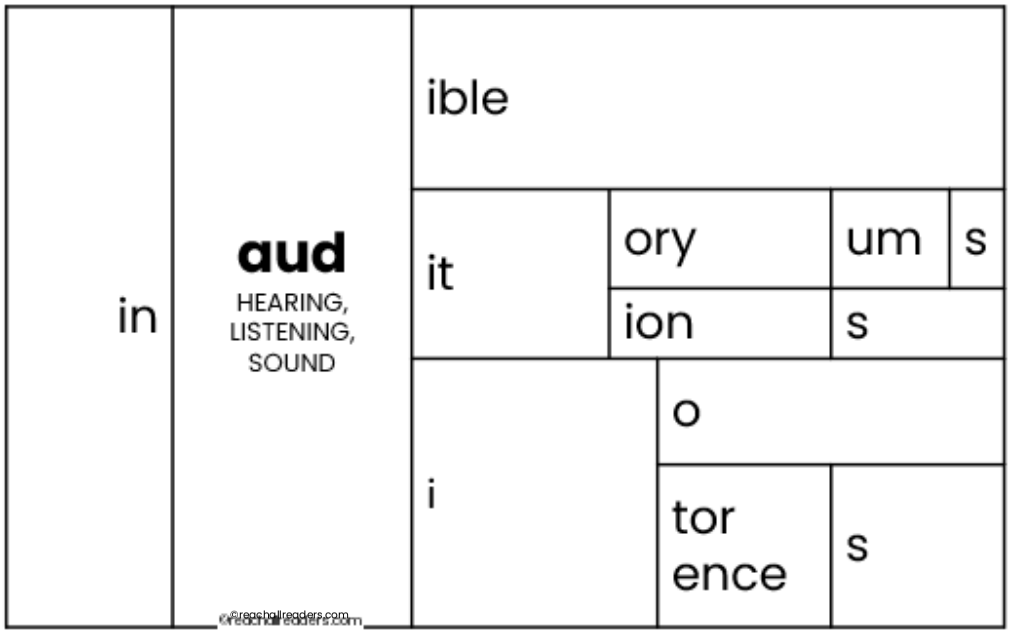
in
aud
HEARING, LISTENING, SOUND
ible
it
ory
um
s
ion
s
i
o
tor
ence
s
©reachallreaders.com

Name _____

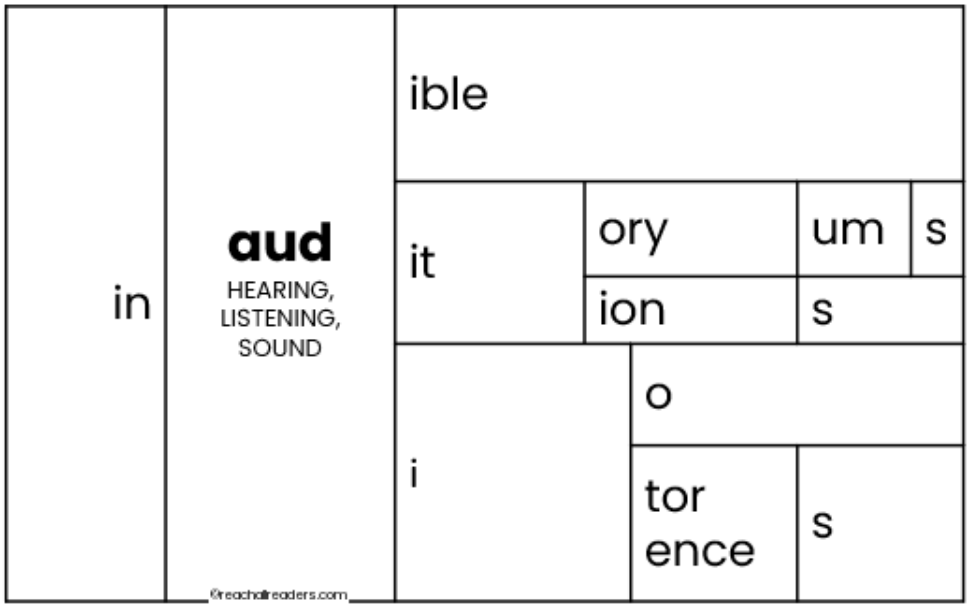

Use the matrix to write as many word sums as you can.

Example: in + aud + ible → inaudible

_____ → _____

_____ → _____

_____ → _____

_____ → _____

_____ → _____

_____ → _____

_____ → _____

_____ → _____

_____ → _____

©reachallreaders.com

ANSWERS WILL VARY

audible
inaudible
audit
audits
auditory
auditorium
auditoriums
audition
auditions
audio
audios
auditor
auditors
audience
audiences

©reachallreaders.com